Kobe University

Academic Affairs Information System

“URIBO-NET” User’s Manual

（For Students）

Student Affairs Department

Kobe University

Table of Contents

1. Functions……...p.1
2. Access……...p.2
3. Starting the URIBO-NET……...p.4
4. Leaving the URIBO-NET……...p.7
5. Student Portfolio……p.8
6. Entering Requests……p.9
7. Class Registration
7-1 . Registering Classes……..p.16
7-2 . Cancelling Registration……..p.23
8. Viewing Marks/Grade……p.26
9. Cancelled Lectures and Supplementary Lectures……..p.29
10. Syllabus……p.30
11. Bulletin Board……p.33
12. Questionnaires……p.35
13. Operations History……p.38

* Operation on Your Mobile Phone (Access to cancelled lectures, supplementary lectures, notices and questionnaires) is left out in this manual (because there is no English version in the URIBO-NET)

Attachments

Registration Flowchart
List of Registered Classes (Format for submission)
URIBO Portal for Students
List of Contacts: Sections in charge of academic/student affairs at respective faculties and graduate schools
Locations of Student Terminals

1. Functions

The URIBO-NET has the following functions.

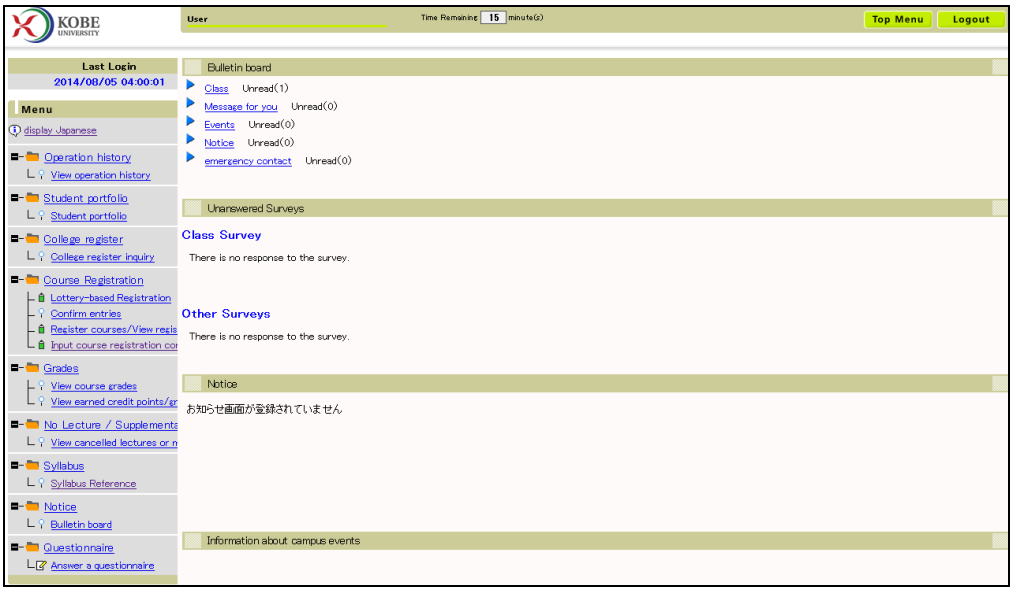

Menu	Function
Operations history	View your operations history
Student portfolio	Confirm your address and other personal information / View your enrollment status
Class Registration	Enter requests (application)
	Confirm entry details
	Register classes and view your registered classes (Download a list of registered classes)
	Enter your contact information
Marks/Grade	View your marks/grade and earned credit points
Cancelled lectures and supplementary lectures	View cancelled lectures or supplementary lectures
Syllabus	View syllabuses
Bulletin Board	View notices
Questionnaires	Answer a questionnaire

After log-in, the top page appears. The top page shows the Menu and the Bulletin Board in which announcements such as “Message for you” and notices from faculties, graduate schools, the Student Affairs Department or the College of General Education appear.

The Bulletin Board provides emergency news and other important information, so we recommend that you access the top page at least once per day in addition to paying attention to bulletin boards on campus.

2. Access

1) Accessibility

You can access the URIBO-NET on and off campus.

2) Terminals

■ Personal computer

You can access the URIBO-NET through a computer connected to the Kobe University LAN or Internet.

■ Mobile phone

Through your mobile phone, only "No Lecture / Supplementary Lecture" and "Questionnaire" are accessible.

3) URL

https://kym.kobe-u.ac.jp

- Visit the Kobe University official website and click on the "URIBO Portal" banner to go to the "URIBO Portal for Students." Then, click on the Kobe University Academic Affairs Information System URIBO-NET icon, to access the URIBO-NET.
- You use a Student Terminal on campus managed by the Information Science and Technology Center (see the back cover of this manual). Double-click on the Academic Affairs Information System icon on the desktop, to access the URIBO-NET.

4) Account (Login ID and password)

You need to open your URIBO-NET account to be issued by the Information Science and Technology Center.

5) Browser compatibility and setting

The following browsers support the URIBO-NET. The use of any browsers other than those designated below could possibly cause operational faults.

<Recommended browsers for Windows>

Internet Explorer 9.0

FireFox 5.0

<Recommended browser for Mac>

Safari 5.0.4

* Operational faults could occur if you use a privately customized browser.

6) Session timeout

The URIBO-NET protects your information through encryption technology that makes your inputs confidential. Due to this protection function, your session will automatically expire after 15 minutes of continual idle time without any activity (no clicks on the

"Register" tab, for instance). After such session timeout, it is necessary to log in again.

* Even if your session expires, your registration or request entries that have been completed before the expiration are supposed to remain effective. However, please log in again and confirm the status of your registration or request entries.

(1) The following "Session Timeout Warning" appears when your remaining time (of non-activity) reaches and falls below 5 minutes.

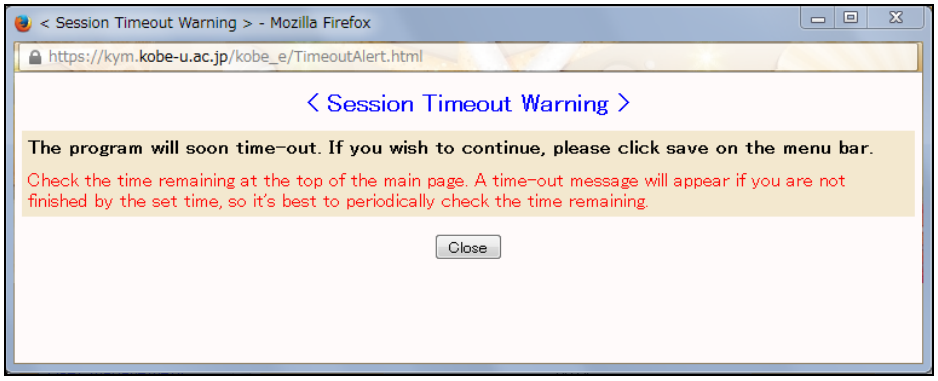

(2) Your session will automatically expire about 5 minutes after the "Warning" appears, if no activity occurs.

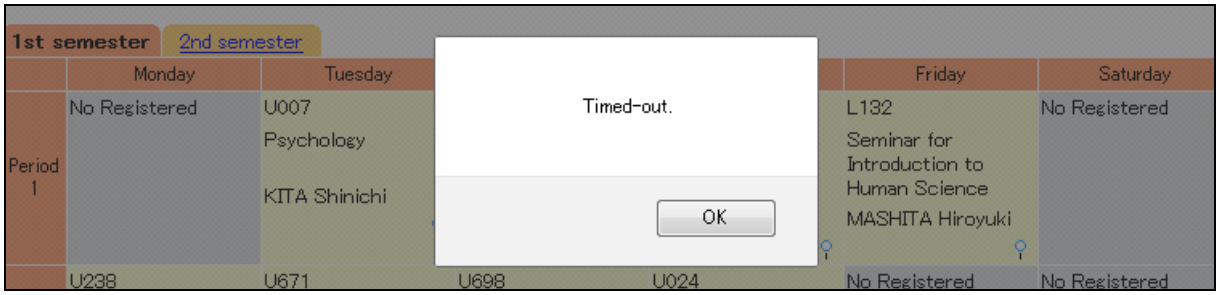

(3) If you click on OK, the timeout message will appear.

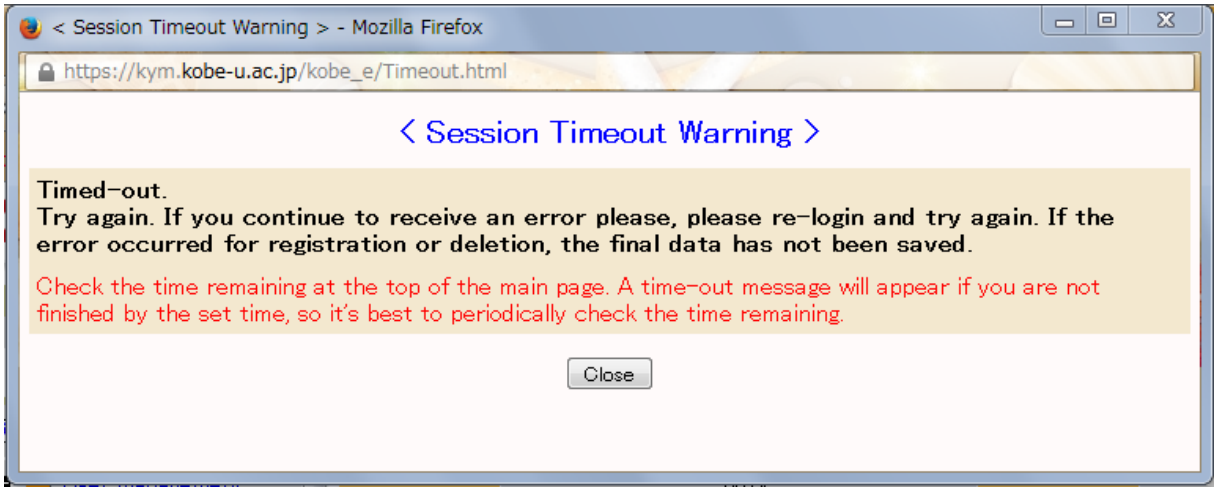

3. Starting the URIBO-NET

You can access the URIBO-NET through the following procedure.

[From a Student Terminal]

(1) Start up a Student Terminal.

* For details about the operation of a Student Terminal, please visit the Information Science and Technology Center website and see the "Student Terminal" page.



(2) Double-click on the "Academic Affairs Information System" icon on the desktop.

[From your computer]

(1) Start up a web browser.

(2) There are two methods to access the login page of the URIBO-NET;

1) Enter the following URL directly into the location bar on a web browser.
https://kym.kobe-u.ac.jp

2) Go to the Kobe University official website (http://www.kobe-u.ac.jp/) and click on the "URIBO Portal for Students" icon. Then, your computer will be connected to the Kobe University Academic Affairs Information System URIBO-NET.

(3) The dialog box for login appears.

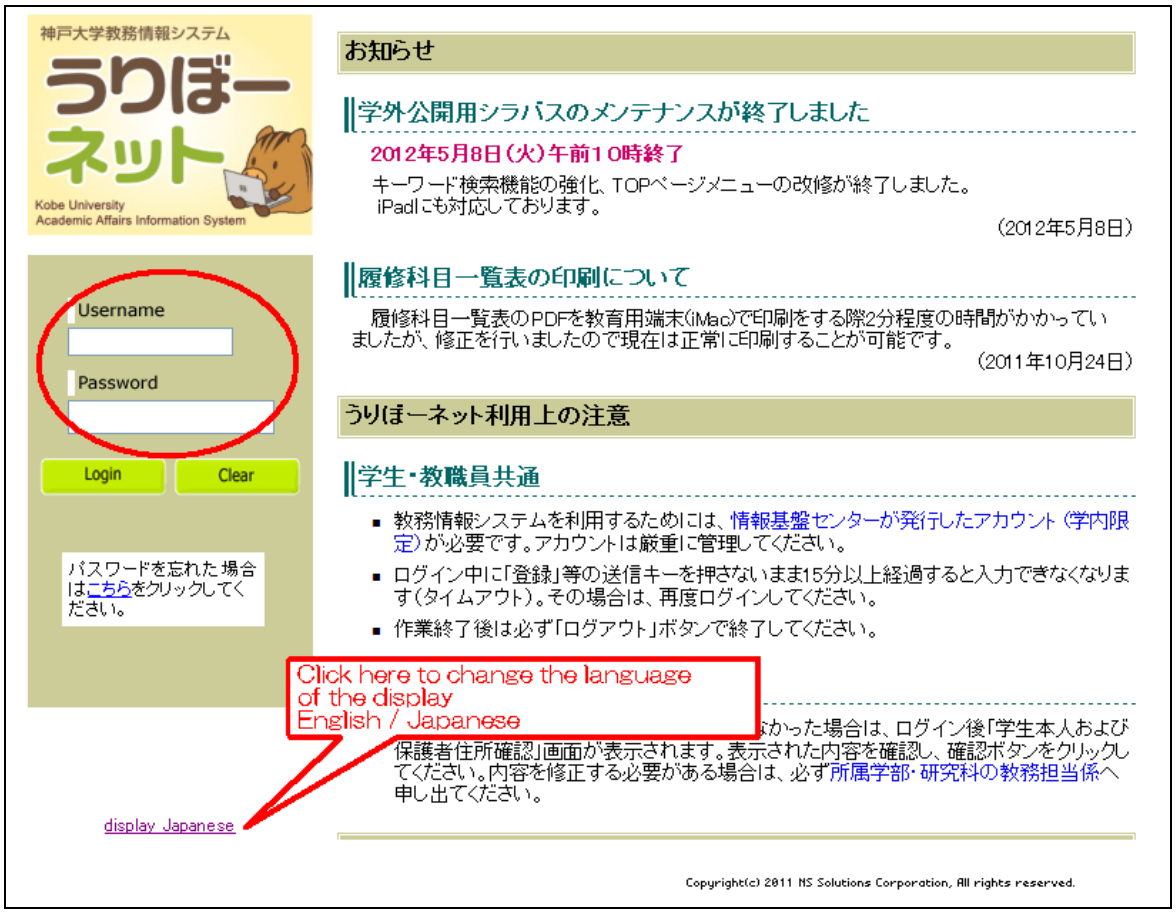

1) Enter your user I.D.

User I.D. is your student I.D. number.

2) Enter your password.

If you forget your password or have not received your account (through a written notice), contact the Information Science and Technology Center (Tel: 078-803-5377).

Attention!

If you applied for re-issuance of your URIBO-NET account, your sign-in is not accepted until the re-issuance procedure is completed. While the application is pending, you may not sign in even during the designated registration period.

* A lost account is your fault, possibly resulting in that you cannot register a class.
Ensure that you always keep your account confidential and effective.

Attention!

When you access the URIBO-NET for the very first time, or for the first time after a certain lapse of time, the following screen will appear, asking to confirm your address and your guardian’s address.

If all information is correct, click on Confirm.

If you need to make any change to the information shown on the screen, contact the department in charge of academic/student affairs (hereinafter referred to as the “academic/student affairs section”) at your faculty or graduate school.

学生本人および保護者住所確認

学生基本情報

学籍番号	0660001	学生氏名	神戸　太郎
学生氏名(カナ)	コウベ　タロウ	学生氏名(英字)	Kobe Taro
所属	文学部人文学科国文学専修	学年	1年次
現況区分	在学中	学生身分	学部学生(昼)
生年月日	1987年10月10日	性別	男性

現住所情報

郵便番号	6570011	都道府県	兵庫県
住所	兵庫県神戸市灘区鶴甲		
電話番号	078-999-9999	電話番号区分	自宅
携帯電話番号	090-1234-5678	住居区分	自宅
e-mail	XXXXXXXXXXXXXX@kobe-u.ac.jp		
備考			

保護者情報

氏名	神戸　三郎	氏名(カナ)	コウベ　サブロウ
郵便番号	6570011	都道府県	兵庫県
住所	兵庫県神戸市灘区鶴甲		
電話番号	078-999-9999	続柄	父
備考			

※住所等に訂正がある場合は、所属学部(研究科)教務担当係に申し出てください。

確 認　住所の確認を行ったら確認ボタンを押してください。

4. Leaving the URIBO-NET

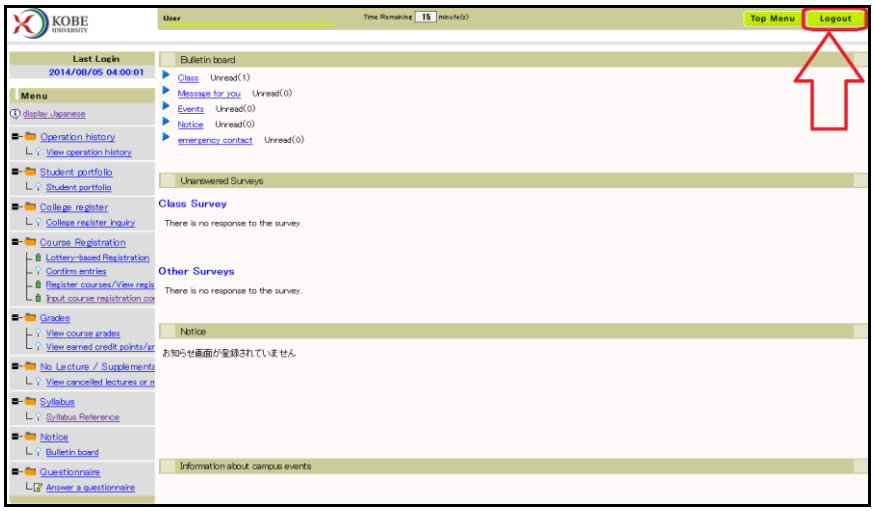

(1) You must always click on the Logout tab when you leave the URIBO-NET.

(2) Clicking on the Logout tab will display a dialog box that says "Logout completed" and asks you to close your web browser. Click on Close Browser to leave the URIBO-NET.

* **You must always log out when you leave your computer (terminal). Leaving your computer without completing your logout could invite the risk that your confidential information including your marks/grade might be stolen or that your inputs (for class registration) might be altered by someone**.

The logout screen looks like this:

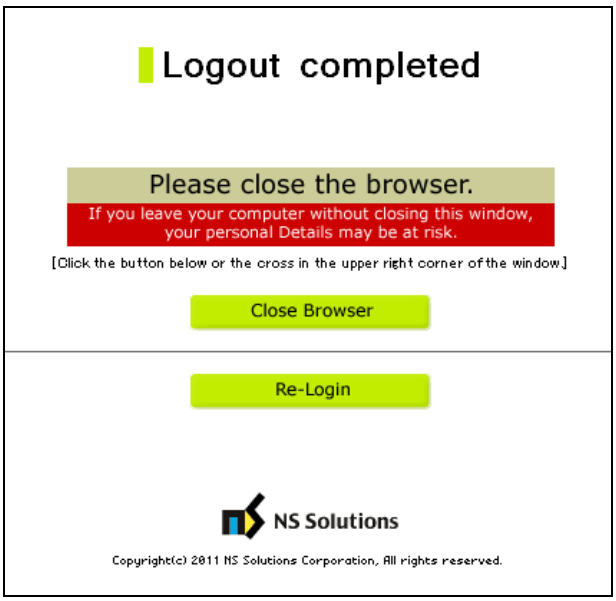

5. Student Portfolio

Clicking on “Student Portfolio” on the Menu will enable you to access registered student information on you.

If you click on any of the tabs appearing at the upper part of the screen, which include “Enrollment Status,” “Student’s Personal Information,” “Contact Information,” “Change of Status,” “Awards/Extracurricular Activities,” “International Student Information” (only for international students), “Course Registration Status,” “Course Grades,” “Scholarship” (only for recipients), “Tuition Fee Exemption” (only for applicants) or “Student Insurance” (only for the insured), you can access registered information concerning these items.

[Student Portfolio / Enrollment Status]

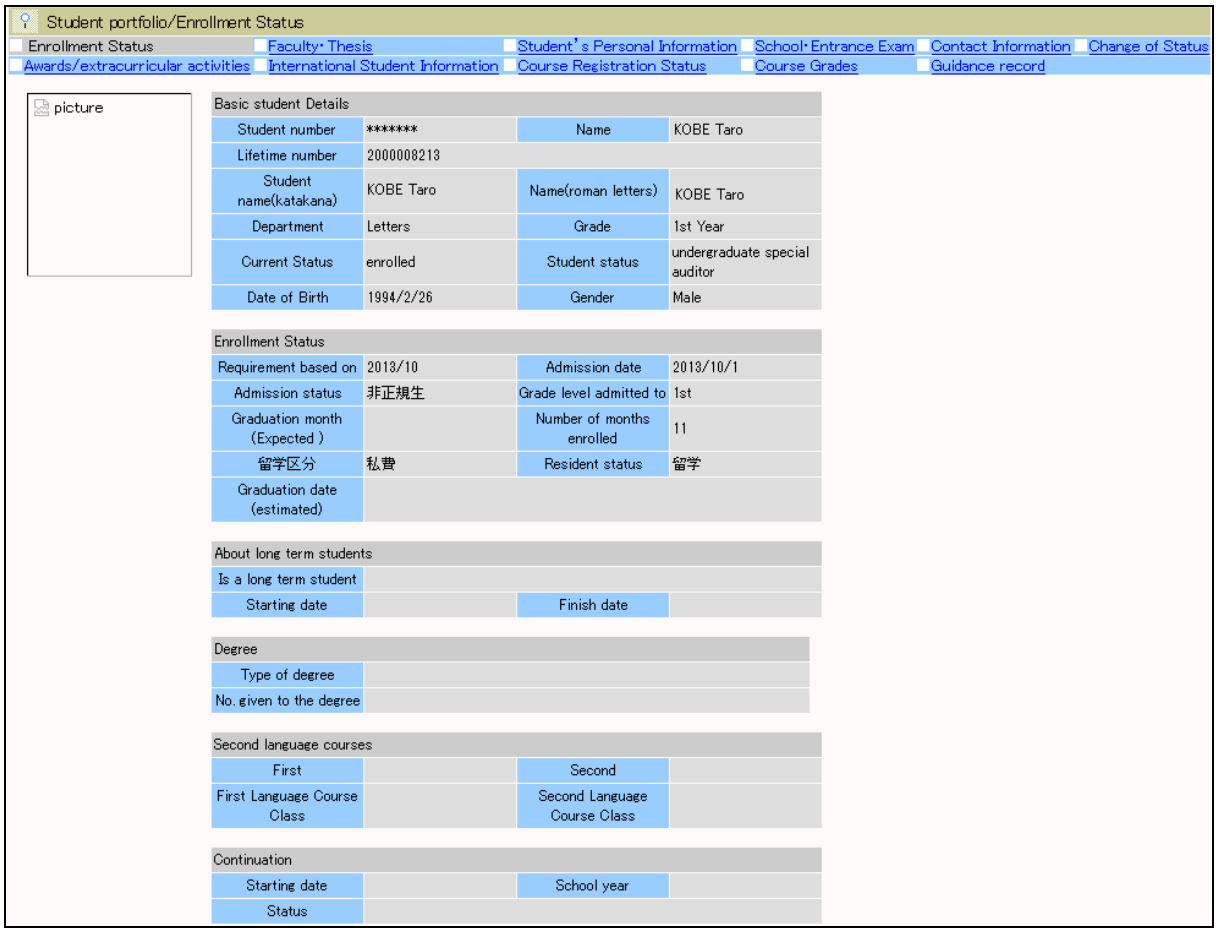

If you need to make any change to the information shown on the screen, contact the academic/student affairs section at your faculty (graduate school).

6. Entering Requests

1) Requests Entry Page

If you click on "Lottery-based Registration" in the Menu, the following screen will appear, where you can start the operation to register your requests.

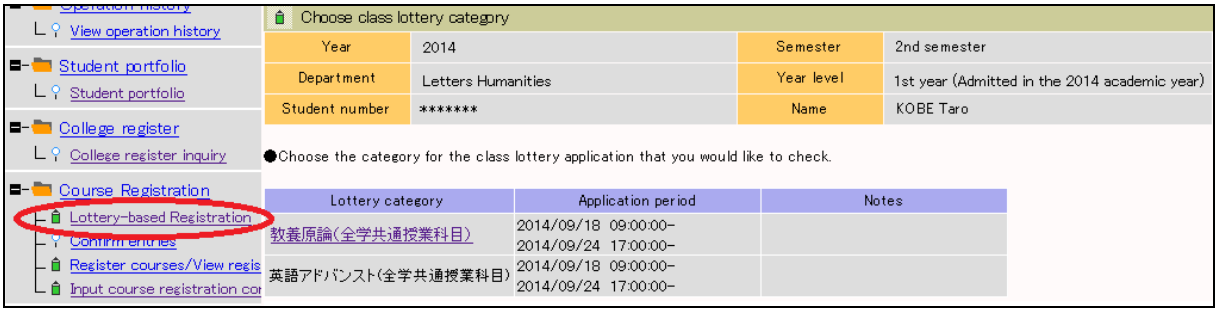

As an example, here is a procedure of how to register your request on a Kyoyo-Genron class.

2) Entering a request

(1) Select and click on your target subject ("Kyoyo-Genron") shown in the "Subject Category" column, and a list of options will appear.

(* The following screen won't appear when it is outside the designated requests entry period.)

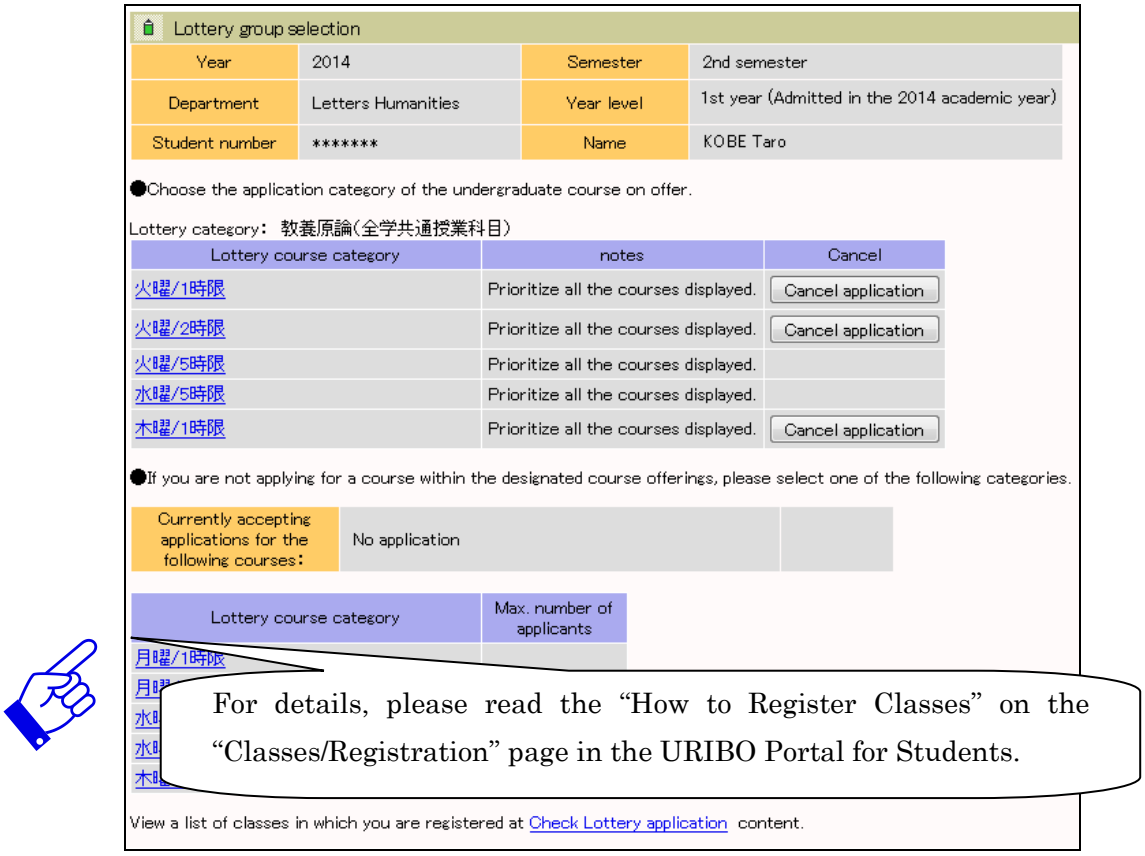

(2) If you choose and click on any item shown in the Options column, a list of available classes will appear.

* If your desired class does not appear on this list, it means that particular class is not available.

●Enter your preference order for lottery-based courses.

Lottery category: 教養原論(全学共通授業科目)
Lottery group: 火曜/1時限(Prioritize all the courses of your choice.)

Pref. order	Timetable Slot Code	Course Name	Main Instructor	Day・Period	No. of applicants
	U036	Sociology	NISHIZAWA Akihiko	Tues1	302
	U038	Geography	KIKUCHI Makoto	Tues1	100
	U041	Transborder Culture (Global Liberal Education)	OGASAWARA Hiroki	Tues1	605
	U043	School Education and Society	YAMANOUCHI Kenshi	Tues1	27
	U046	Introduction to Law	OHTSUKA Yasumasa	Tues1	191
	U049	State and Law	SAKURAI Tetsu	Tues1	14
	U051	Social Life and Law	SENSUI Fumio	Tues1	7
	U052	Introduction to Politics (Global Liberal Education)	IWASA Takuya	Tues1	257
	U053	Introduction to Politics (Global Liberal Education)	SAKANO Tomokazu	Tues1	18
	U055	Introduction to Economics	ASHIYA Masahiro	Tues1	48
	U058	The Development of Economic Society(Global Liberal Education)	SHIGETOMI Kimio	Tues1	16
	U060	Contemporary Economies (Global Liberal Education)	KANEKO Jihei	Tues1	56
	U097	Cultural Anthropology (Global Liberal Education)	KUBOTA Sachiko	Tues1	208

The number of applicants is the most recent count as of 2014/09/24 17:00:00 .
"Number of applicants" refers to those who have selected this course as their first preference.

Confirm Clear

(3) For a "group of faculty-designated classes," you must specify your priority order by entering figures for all shown classes. Otherwise, you may not complete the entry process.

[Group of faculty-designated classes]

●Enter your preference order for lottery-based courses.

Lottery category: 教養原論(全学共通授業科目)
Lottery group: 火曜/1時限(Prioritize all the courses of your choice.)

Pref. order	Timetable Slot Code	Course Name	Main Instructor	Day・Period	No. of applicants
2	U036	Sociology	NISHIZAWA Akihiko	Tues1	302
10	U038	Geography	KIKUCHI Makoto	Tues1	100
4	U041	Transborder Culture (Global Liberal Education)	OGASAWARA Hiroki	Tues1	605
13	U043	School Education and Society	YAMANOUCHI Kenshi	Tues1	27
12	U046	Introduction to Law	OHTSUKA Yasumasa	Tues1	191
5	U049	State and Law	SAKURAI Tetsu	Tues1	14
6	U051	Social Life and Law	SENSUI Fumio	Tues1	7
3	U052	Introduction to Politics (Global Liberal Education)	IWASA Takuya	Tues1	257
7	U053	Introduction to Politics (Global Liberal Education)	SAKANO Tomokazu	Tues1	18
8	U055	Introduction to Economics	ASHIYA Masahiro	Tues1	48
11	U058	The Development of Economic Society(Global Liberal Education)	SHIGETOMI Kimio	Tues1	16
9	U060	Contemporary Economies (Global Liberal Education)	KANEKO Jihei	Tues1	56
1	U097	Cultural Anthropology (Global Liberal Education)	KUBOTA Sachiko	Tues1	208

The number of applicants is the most recent count as of 2014/09/24 17:00:00 .
"Number of applicants" refers to those who have selected this course as their first preference.

Confirm Clear

* “Number of entries” shown in the right-most column means the number of students who have chosen the class concerned as their first choice. We sum up first-choice entries periodically and show them in data on the screen accordingly, and therefore the number does not necessarily match real-time totals.
For “classes not designated by your faculty,” you may only enter your first choice.

[**Classes not designated by your faculty**]

●Enter your preference order for lottery-based courses.

Lottery category: 教養原論(全学共通授業科目)
Lottery group: 月曜/1時限(Max. number of selections:1)

Pref. order	Timetable Slot Code	Course Name	Main Instructor	Day・Period	No. of applicants
	U063	Mathematical Structures	YAMADA Yasuhiko	Mon1	33
	U065	Mathematical Phenomena	MIYATA Takahisa	Mon1	6
	U067	The World of Mathematics	KIKUCHI Makoto	Mon1	41
	U071	Current Topics in Information Science	YOKOKAWA Mitsuo	Mon1	274
	U074	Elementary Particles and the Universe	SAKAMOTO Makoto	Mon1	46
	U077	World of Molecules	SHIOMI Nobuyuki	Mon1	85
	U084	Origin Evolution and Diversity of Planetary System	AIKAWA Yuri	Mon1	436
	U087	Structure and functions of human body	NISHIO Hisahide	Mon1	11
	U088	Molecular and Cellular Biology	ENOMOTO Taira	Mon1	6
	U092	Biodiversity and Evolution	OZAKI Mamiko	Mon1	35
	U094	Biological Resources and Agriculture	FUJITAKE Nobuhide	Mon1	374

The number of applicants is the most recent count as of 2014/09/24 17:00:00 .
“Number of applicants” refers to those who have selected this course as their first preference.

Confirm Clear

* “Number of entries” shown in the right-most column means the number of students who have chosen the class concerned as their first choice. We sum up first-choice entries periodically and show them in data on the screen accordingly, and therefore the number does not necessarily match real-time totals.

(4) After completing your inputs, click on Confirm. Then, your request (priority order) will be shown on the screen, asking you to confirm the information. If the priority order shown on the screen is correct, click on Register.
If you need to change the priority order shown on the screen, click on Return to input pref. order, to make the necessary correction.

●Click Register to confirm your preference order. Return to the preference order input page to correct any mistakes.

Lottery category: 教養原論(全学共通授業科目)
Lottery group: 火曜/1時限

Pref. order	Timetable Slot Code	Course Name	Main Instructor	Day・Period
1	U097	Cultural Anthropology (Global Liberal Education)	KUBOTA Sachiko	Tues1
2	U036	Sociology	NISHIZAWA Akihiko	Tues1
3	U052	Introduction to Politics (Global Liberal Education)	IWASA Takuya	Tues1
4	U041	Transborder Culture (Global Liberal Education)	OGASAWARA Hiroki	Tues1
5	U049	State and Law	SAKURAI Tetsu	Tues1
6	U051	Social Life and Law	SENSUI Fumio	Tues1
7	U053	Introduction to Politics (Global Liberal Education)	SAKANO Tomokazu	Tues1
8	U055	Introduction to Economics	ASHIYA Masahiro	Tues1
9	U060	Contemporary Economies (Global Liberal Education)	KANEKO Jihei	Tues1
10	U038	Geography	KIKUCHI Makoto	Tues1
11	U058	The Development of Economic Society(Global Liberal Education)	SHIGETOMI Kimio	Tues1
12	U046	Introduction to Law	OHTSUKA Yasumasa	Tues1
13	U043	School Education and Society	YAMANOUCHI Kenshi	Tues1

Register | Return to input pref. order

(5) If there is no technical error with your setting of priority order, the following screen will appear, saying "Entry Completed."

[Group of faculty-designated classes]

Your application is complete for the following classes.

Lottery category: 教養原論(全学共通授業科目)
Lottery group: 火曜/1時限

Pref. order	Timetable Slot Code	Course Name	Main Instructor	Day・Period
1	U097	Cultural Anthropology (Global Liberal Education)	KUBOTA Sachiko	Tues1
2	U036	Sociology	NISHIZAWA Akihiko	Tues1
3	U052	Introduction to Politics (Global Liberal Education)	IWASA Takuya	Tues1
4	U041	Transborder Culture (Global Liberal Education)	OGASAWARA Hiroki	Tues1
5	U049	State and Law	SAKURAI Tetsu	Tues1
6	U051	Social Life and Law	SENSUI Fumio	Tues1
7	U053	Introduction to Politics (Global Liberal Education)	SAKANO Tomokazu	Tues1
8	U055	Introduction to Economics	ASHIYA Masahiro	Tues1
9	U060	Contemporary Economies (Global Liberal Education)	KANEKO Jihei	Tues1
10	U038	Geography	KIKUCHI Makoto	Tues1
11	U058	The Development of Economic Society(Global Liberal Education)	SHIGETOMI Kimio	Tues1
12	U046	Introduction to Law	OHTSUKA Yasumasa	Tues1
13	U043	School Education and Society	YAMANOUCHI Kenshi	Tues1

Return to the lottery category selection page. (Apply for a different class)

[Classes not designated by your faculty]

Your application is complete for the following classes.

Lottery category: 教養原論(全学共通授業科目)
Lottery group: 火曜/5時限

Pref. order	Timetable Slot Code	Course Name	Main Instructor	Day・Period
1	U057	Ethics of Science and Technology	NAKA Mao	Tues5
2	U204	Frontiers of Social Science	SAKURABA Ryoko	Tues5
3	U209	Introduction of Environmentology	NISHIYAMA Satoru	Tues5

Return to the lottery category selection page. (Apply for a different class)

* If you desire to continue the requests entry operation (either for faculty-designated classes or for classes not designated by your faculty), return to the page showing options, and repeat the above operations (2) to (5).

[In the case that there is a technical error with your setting of priority order…]

If the "Error" message appears, find what was wrong, and return to the Priority Order Setting Page, and redo your setting.

☆Error type 1

Unable to register because there was an error in the registration content.
Check the source of the error and then register again.

Lottery category: 教養原論(全学共通授業科目)
Lottery group: 火曜/5時限

Error: Not all your courses prioritized yet.

Pref. order	Timetable Slot Code	Course Name	Error
1	U057	Ethics of Science and Technology	
2	U204	Frontiers of Social Science	
3	U209	Introduction of Environmentology	

Return to input preference order

☆Error type 2

Unable to register because there was an error in the registration content.
Check the source of the error and then register again.

Lottery category: 教養原論(全学共通授業科目)
Lottery group: 火曜/5時限

Pref. order	Timetable Slot Code	Course Name	Error
1	U057	Ethics of Science and Technology	
2	U204	Frontiers of Social Science	
4	U209	Introduction of Environmentology	Mistake in the preference ranking

Return to input preference order

3) Confirming your entries

(1) Clicking on "Confirm entries" will enable you to view the status of your entries on the screen.

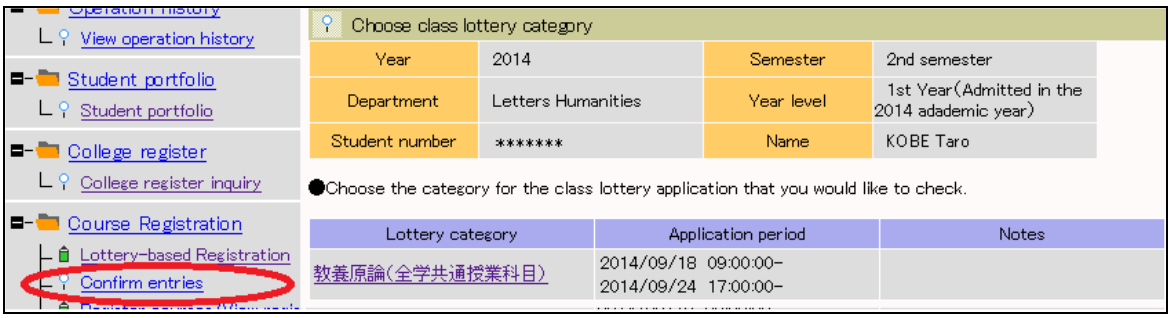

(2) If you click on an item shown in the "Subject Category" column, the status of your entries for each timetable slot will appear.

●The applications below have been accepted.

Lottery category: 教養原論(全学共通授業科目)
Lottery group: 火曜/1時限

Pref. order	Timetable Slot Code	Course Name	Main Instructor	Day・Period	No. of applicants
1	U097	Cultural Anthropology (Global Liberal Education)	KUBOTA Sachiko	Tues1	208
2	U036	Sociology	NISHIZAWA Akihiko	Tues1	302
3	U052	Introduction to Politics (Global Liberal Education)	IWASA Takuya	Tues1	257
4	U041	Transborder Culture (Global Liberal Education)	OGASAWARA Hiroki	Tues1	605
5	U049	State and Law	SAKURAI Tetsu	Tues1	14
6	U051	Social Life and Law	SENSUI Fumio	Tues1	7
7	U053	Introduction to Politics (Global Liberal Education)	SAKANO Tomokazu	Tues1	18
8	U055	Introduction to Economics	ASHIYA Masahiro	Tues1	48
9	U060	Contemporary Economies (Global Liberal Education)	KANEKO Jihei	Tues1	56
10	U038	Geography	KIKUCHI Makoto	Tues1	100
11	U058	The Development of Economic Society(Global Liberal Education)	SHIGETOMI Kimio	Tues1	16
12	U046	Introduction to Law	OHTSUKA Yasumasa	Tues1	191
13	U043	School Education and Society	YAMANOUCHI Kenshi	Tues1	27

Lottery group: 火曜/5時限

Pref. order	Timetable Slot Code	Course Name	Main Instructor	Day・Period	No. of applicants
1	U057	Ethics of Science and Technology	NAKA Mao	Tues5	138
2	U204	Frontiers of Social Science	SAKURABA Ryoko	Tues5	192
3	U209	Introduction of Environmentology	NISHIYAMA Satoru	Tues5	702

The number of applicants is the most recent count as of 2014/09/24 17:00:00 .
"Number of applicants" refers to those who have selected this course as their first preference.

4) Accessing registration results (your registered classes)

You can access registration results through the following methods.

(1) View the "Register courses/View registered courses" page (See page 16.)

* This page shows your registered classes that have been assigned after all student's requests are processed and adjusted.

(2) Bulletin Board (Official noticeboard managed by each faculty)

* For registration results on liberal education classes made available to all students, see the Register courses/View registered courses" page ((1) above).

To see registration results on specialized education classes offered by your faculty, contact the academic/student affairs section at your faculty.

Attention!

Classes for Preliminary Registration

The following classes are subject to Kobe University's preliminary registration process which precedes students' online registration.

- Pre-assigned foreign language class that all students are required to take and pre-assigned classes on certain general subjects
- Classes that have been assigned after students' requests were processed and adjusted
- Classes for which special permission is required (including a class to be re-registered as well as a faculty-designated specialized education class to be taken by another faculty's (graduate school's) student with permission of the teacher in charge through the submission of a permission card)
- Other classes that require students to ask their faculty (graduate school) to make a preliminary registration.

* The above-mentioned classes cannot be deleted from the class registration page.

7. Class Registration

7－1 Registering Classes

1) Registering your contact information on the screen

Register your contact information at the beginning of each year and semester.

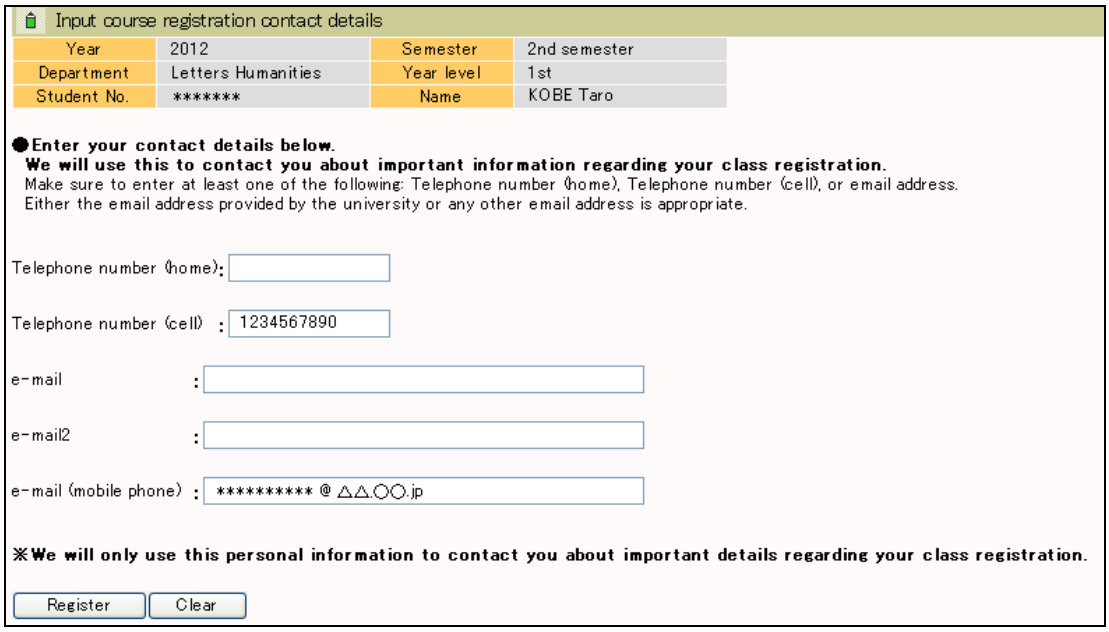

Input course registration contact details

Year	2012	Semester	2nd semester
Department	Letters Humanities	Year level	1st
Student No.	*******	Name	KOBE Taro

●Enter your contact details below.
We will use this to contact you about important information regarding your class registration.
Make sure to enter at least one of the following: Telephone number (home), Telephone number (cell), or email address.
Either the email address provided by the university or any other email address is appropriate.

Telephone number (home):

Telephone number (cell) : 1234567890

e-mail :

e-mail2 :

e-mail (mobile phone) : ********** @ △△○○.jp

※We will only use this personal information to contact you about important details regarding your class registration.

Register Clear

We use your personal information (registered in the URIBO-NET system) only when we need to contact you urgently. It should be noted that your class registration won't be finalized unless you register your contact information.

⚠ Attention!

When the following screen appears, it means that a problem is impeding the preliminary registration process (required for certain classes including those requiring special permission).

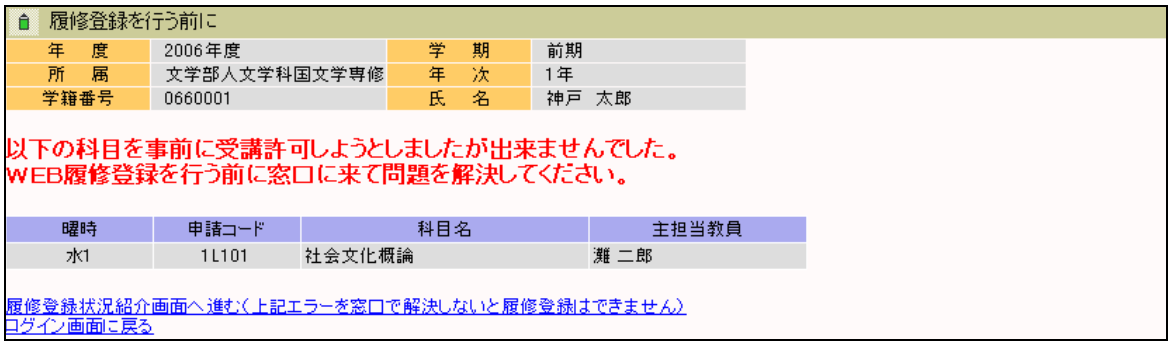

履修登録を行う前に

年　度	2006年度	学　期	前期
所　属	文学部人文学科国文学専修	年　次	1年
学籍番号	0660001	氏　名	神戸　太郎

以下の科目を事前に受講許可しようとしましたが出来ませんでした。
WEB履修登録を行う前に窓口に来て問題を解決してください。

曜時	申請コード	科目名	主担当教員
水1	1L101	社会文化概論	灘 二郎

履修登録状況紹介画面へ進む(上記エラーを窓口で解決しないと履修登録はできません)
ログイン画面に戻る

Your class registration won't be finalized unless you solve this problem.

Contact the academic/student affairs section at your faculty (graduate school) (or the person who received your permission card) and follow their instructions.

2) "Course Registration" page

If you click on the "Register Courses/View Registered Courses" tab, the following screen (Figure 1) will appear, enabling you to register classes.

Figure 1

Student portfolio/Course Registration Status

Enrollment Status | Faculty・Thesis | Student's Personal Information | School・Entrance Exam | Cont
Awards/extracurricular activities | Course Registration Status | Course Grades | Guidance record

Name	KOBE Taro	Student No.	*******
Department	Letters Humanities	Year level	1st
Year・Semester	2014 1st semester	No. of items	14

1st semester | 2nd semester

	Monday	Tuesday	Wednesday	Thursday	Friday	Saturday
Period 1	No Registered	U007 Psychology KITA Shinichi	U325 EnglishAural/Oral I KASHIWAGI Harumi	U080 Material Physics TZENKOVA Roumiana	L132 Seminar for Introduction to Human Science MASHITA Hiroyuki	No Registered
Period 2	U238 EnglishReading I NISHITANI Takuya	U671 Health Sciences TAKAMI Kazushi	U698 Sports and Fitness Course I MAEDA Masato	U024 Art and Culture (Global Liberal Education) SUZUKI Mikio	No Registered	No Registered
Period 3	No Registered	No Registered	U880 Introduction to Computer Literacy 宋 剛秀	L003 Study of History OGATA Yasushi	L122 Seminar for Introduction to Human Science KAWASHIMA Makoto	No Registered
Period 4	L002 Literature	U675 Russian I B	No Registered	U674 Russian I A	No Registered	No Registered
Period 5	No Registered	No Registered	No Registered	No Registered	No Registered	No Registered
Period 6	No Registered	No Registered	No Registered	No Registered	No Registered	No Registered
Period 7	No Registered	No Registered	No Registered	No Registered	No Registered	No Registered

Intensive Classes (Includes courses not displayed in the list above.)

Day	Period	Timetable Slot Code	Course Name	Instructor
No registered				

【Significance of color】
One semester course
Two semester course
Cancelled course

If you click on the icon, you can view the syllabus of the class concerned.

Before you finalize your registration, you must prepare a list of your registered classes (Use the attached form) and confirm consistency between the list and your inputs on the Class Registration page.

3) Registering your schedule (Course registration)

(1) Click on the "Unregistered" tab on the Class Registration page (See Figure 2).

A dialog box (titled "Register courses/View Registered Courses") will appear, asking you to register a class in your schedule (Figure 3).

Figure 2

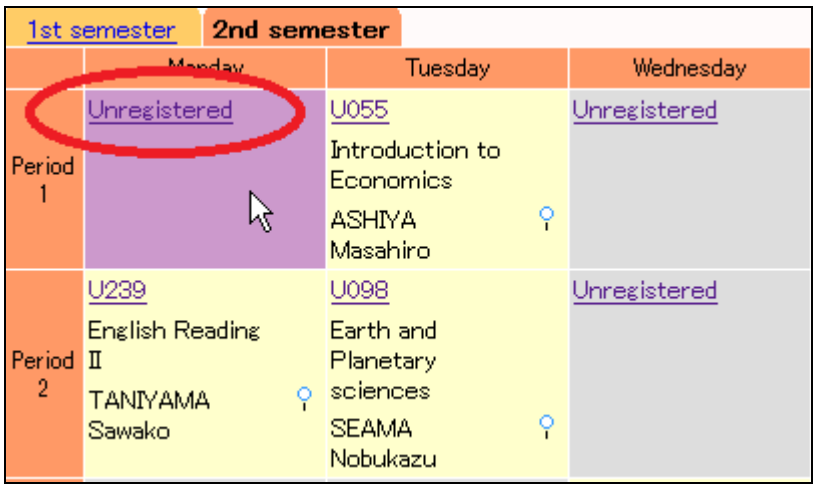

(2) Enter a Timetable slot code that applies and click on Register.

Figure 3

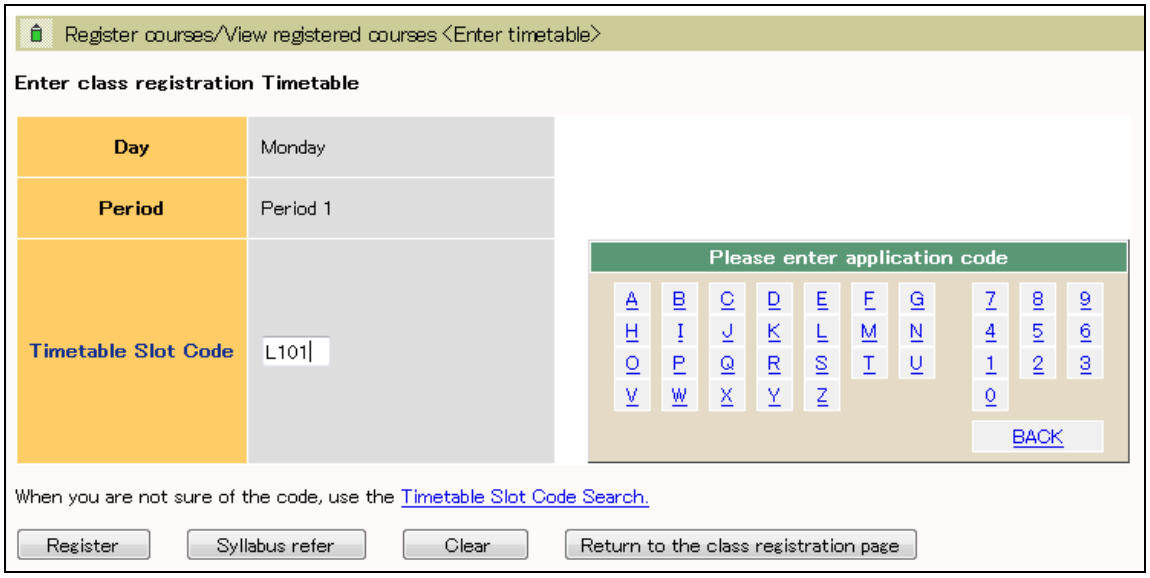

If there is no technical error with your input, your input will be reflected in your schedule or in the "Intensive course, etc." section.

[In the case that there is a technical effort with your input…]

(3) If you don't know an appropriate timetable slot code, click on "Timetable Slot Code Search." on the schedule registration page (titled "Register courses/View registered courses <Enter timetable>") (Figure 4).
Then, the search conditions entry screen will appear (Figure 5).

Figure 4

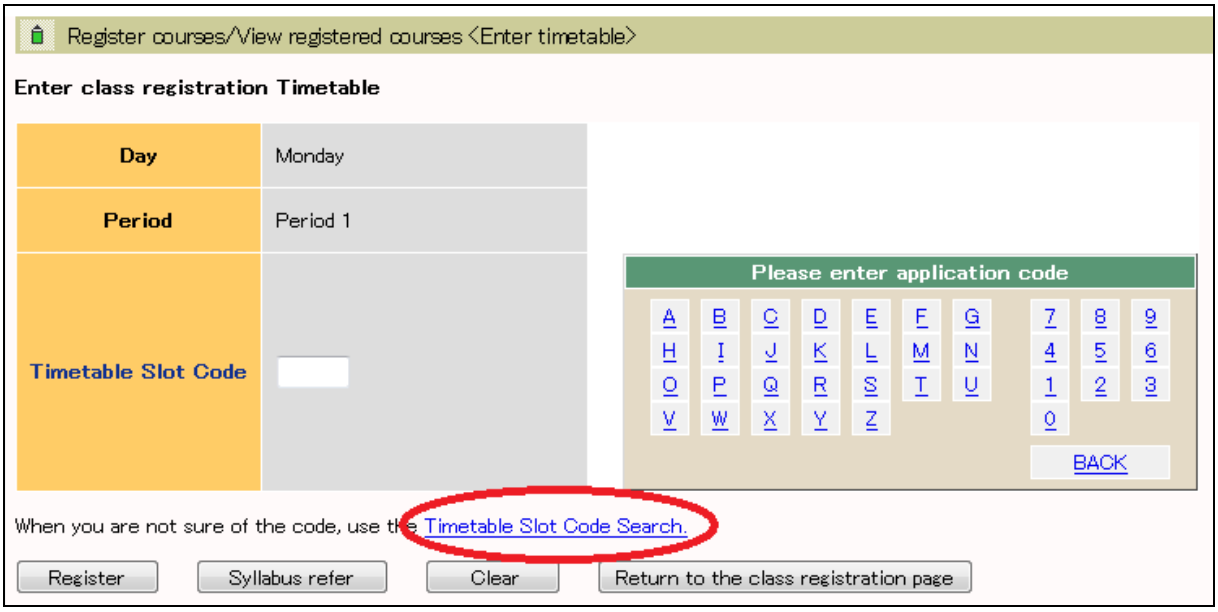

(4) Enter search conditions and click on Begin Search, and a list of classes that apply will appear. Choose and click on your desired class, and its timetable slot code will be reflected on the schedule registration page (titled "Register courses/View registered courses <Enter timetable> ") shown in Figure 3. Then, click on Register.

Figure 5

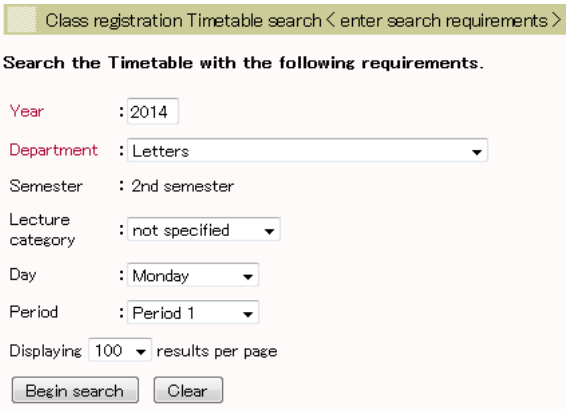

Figure 6

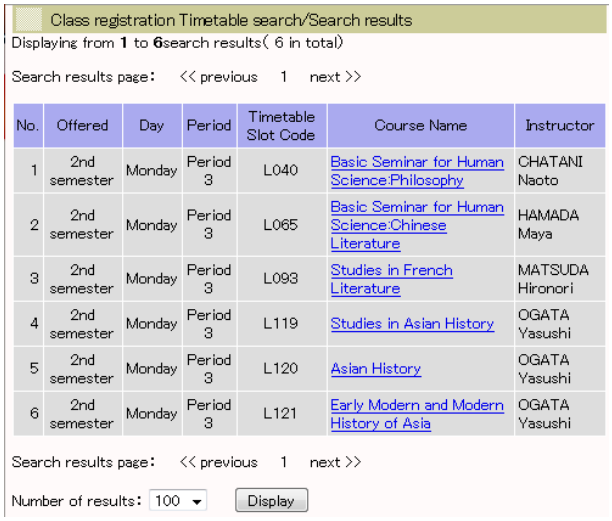

(5) When you wish to register an intensive course, click on "Register for intensive classes" outside the timetable frame (Figure 7).

The registration period and method for registering an intensive course or other special program might differ among faculties or programs. Pay attention to notices.

*If you already have a biweekly class registered in your schedule, finalize your registration through this page.

Figure 7

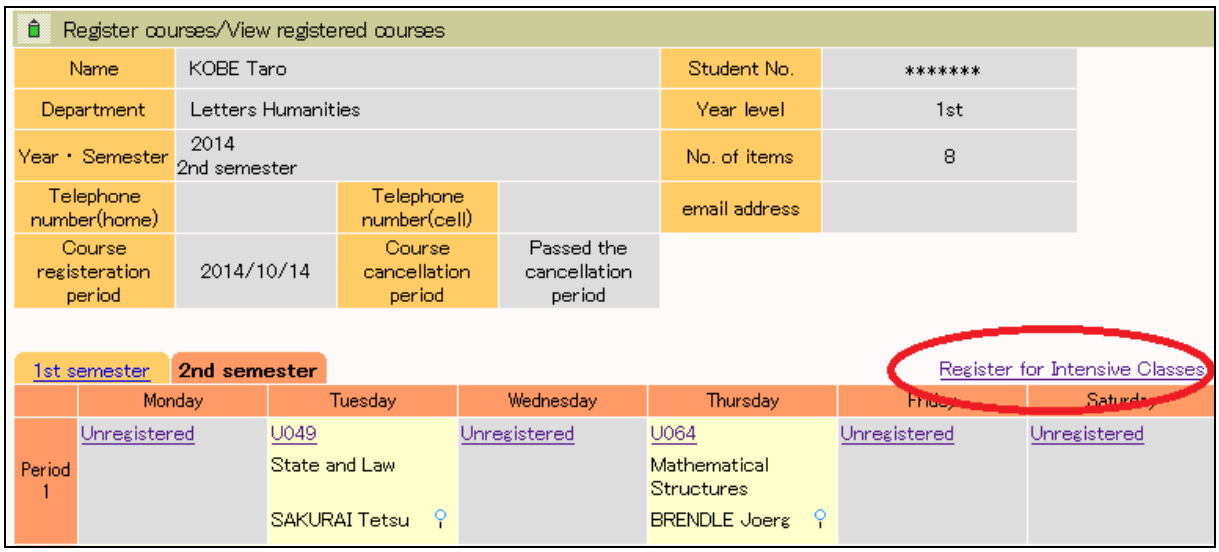

4) Deleting a registered class (from your schedule)

You can delete a registered class from your schedule through the following procedure.

(1) Go to the schedule registration page (Figure 8), click on the timetable slot code shown at the class that you want to delete.

(2) A dialog box (titled "Register courses/View registered courses <Delete timetable>") will appear (Figure 9), asking you if you want to delete. Click on Delete if you want to go ahead and delete the class concerned. If you do not want to delete the class, click on Return to the Class Registration Page, and the course registration page (Figure 1) will appear again.

Figure 8

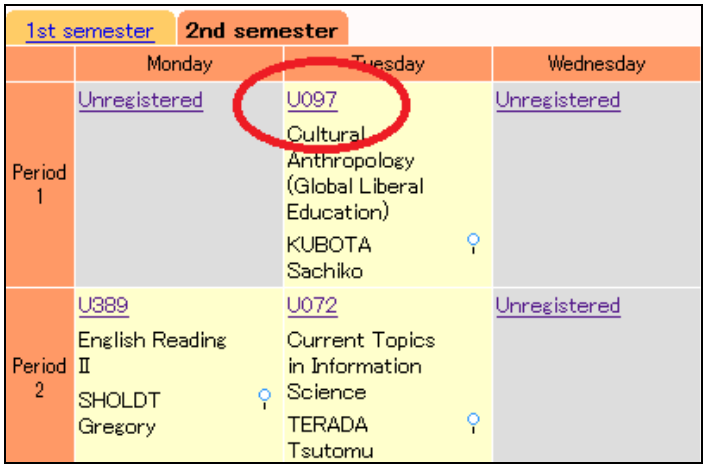

Figure 9

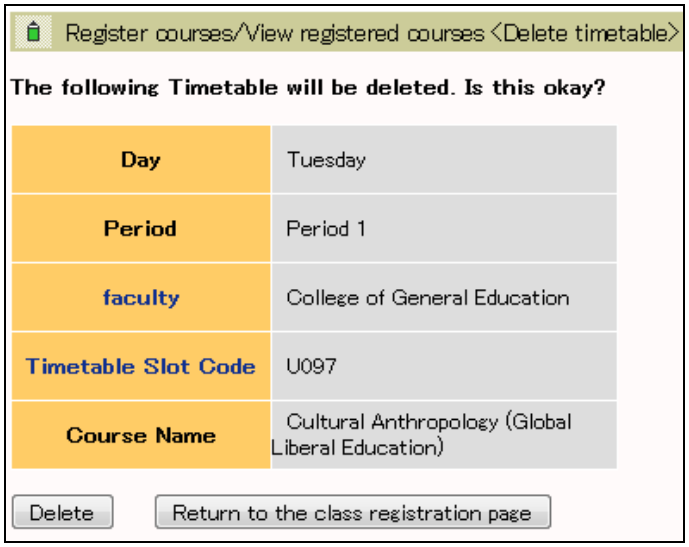

Attention!

Classes registered through the preliminary registration process (including classes assigned after processing/adjustment of students' requests, classes registered under a special permission and pre-assigned mandatory classes) cannot be deleted from your schedule.

If you have good reason for requesting the deletion of such class, contact the academic/student affairs section at your faculty (graduate school).

You may change your registration unless the designated registration period expires. However, you must finalize your registration by the end of that period.
If you are going to change your registration, you must begin with "deletion," and then redo "registration."
After you finalize your registration in the URIBO-NET, you must confirm consistency between your schedule finalized on the screen and the List of Registered Classes (for submission) that you filled out prior to the online registration. Then, you must submit the List by following instructions of the academic/student affairs section at your faculty (or graduate school). Failure to submit the List could cause a serious problem especially if any system failure occurs with the URIBO-NET and your data is lost. It is important to follow instructions of your faculty/graduate school and submit the list.

5) Downloading a list of registered classes

*Viewing a PDF file requires Adobe® Reader™ (available free of charge) to be installed in your computer. You need to install the program by yourself.

(1) If you click on Download PDF on the class registration page, the following dialog box will appear.

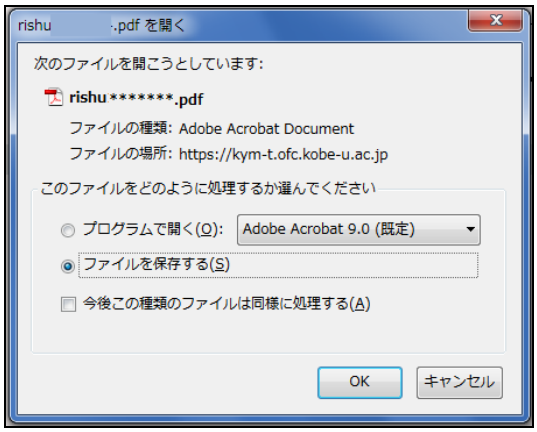

(2) Clicking on プログラムで開く(Open with) and OK will start Adobe® Reader ™, displaying a list of your registered classes. Clicking on ファイルを保存する(Save as) will enable you to save the PDF file under a name given by you.

(3) If your computer is connected to a printer, you can print the list from the Adobe® Reader ™ program.

You can download a list of your registered classes even after the registration period closes.

Attention!

You can use a printer installed on campus by the Information Science and Technology Center, if you buy a printer card.

7－2 Cancelling Registration

You may cancel the registration of class(es) only during the cancellation period designated for each semester.

(1) When you log in for the first time during any cancellation period, you will be asked to register your contact information on the screen (“Input course registration contact details”). Enter your telephone number and e-mail address.

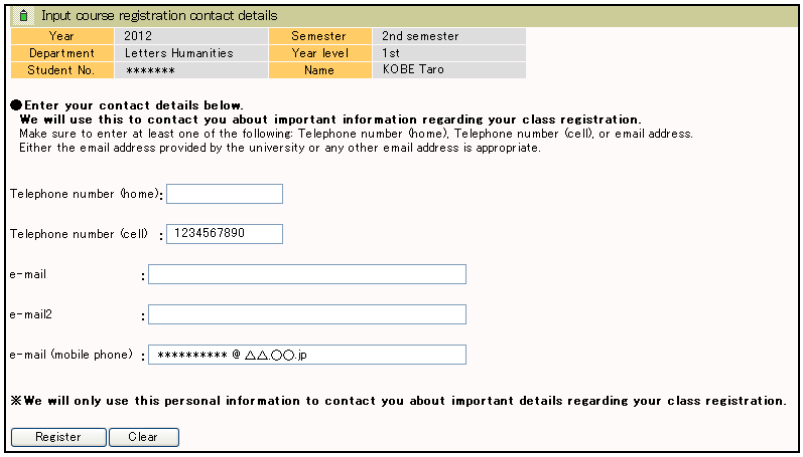

(2) Only during the designated cancellation period, the class registration page looks like Figure 1, allowing you to cancel the registration of class(es).

Figure 1

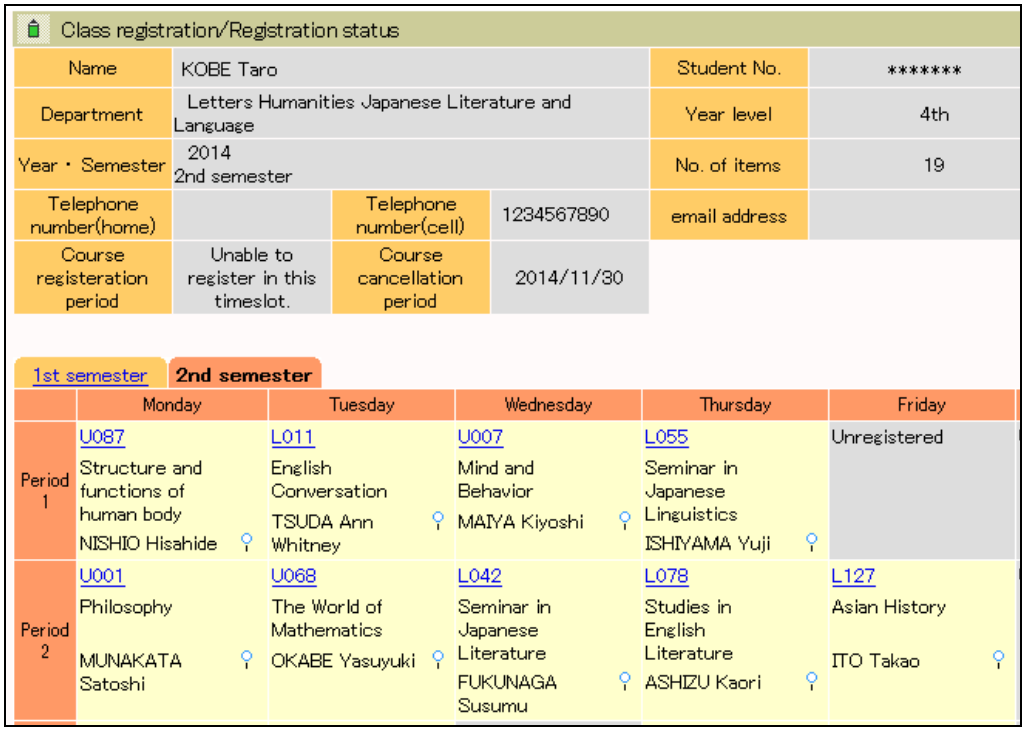

(3) Choose a class that you desire to cancel the registration for.

For certain curriculum-related reasons, the registration of some classes cannot be cancelled at any time and the registration of some other classes cannot be cancelled during the designated cancellation period. For details, contact your faculty or graduate school.

Figure 2

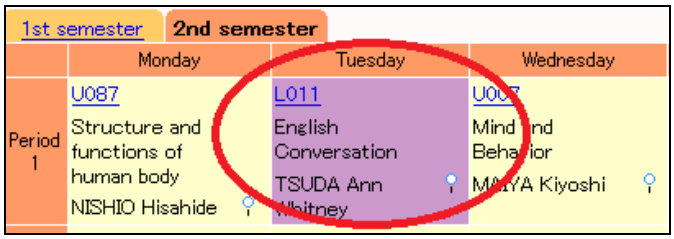

(4) If you choose a class that allows for registration cancellation, a dialog box that looks like Figure 3 will appear. In that case, you may cancel the registration of the class by clicking on Course cancellation. If you are not going to cancel the registration of the class, click on Return to the class registration page.

Figure 3

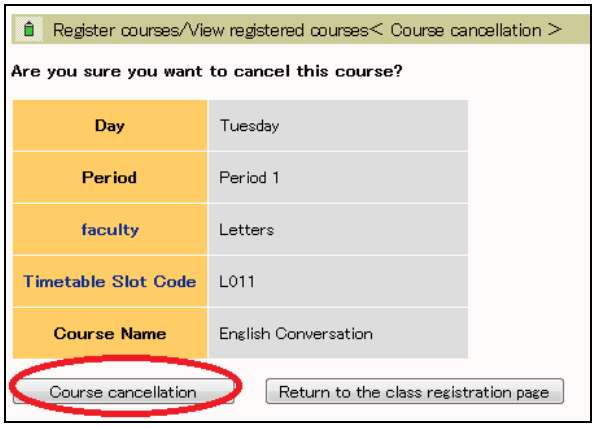

(5) If you choose a class that does not allow for registration cancellation, the following message (Figure 4) will appear.

Figure 4

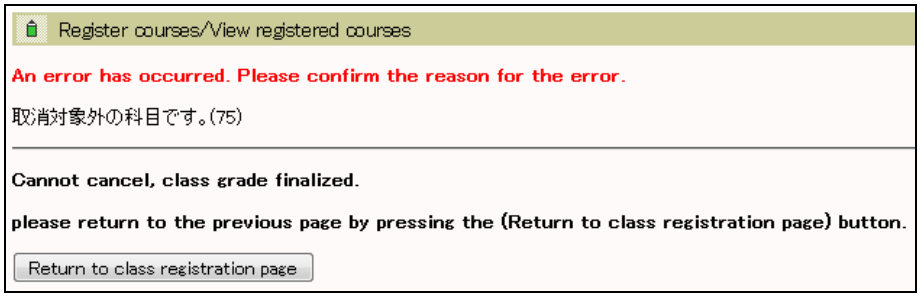

(6) When you click on Course cancellation, the slot concerned is highlighted with a pink color.

* The class (that you cancelled) won't disappear but remains on the screen.

Figure 5

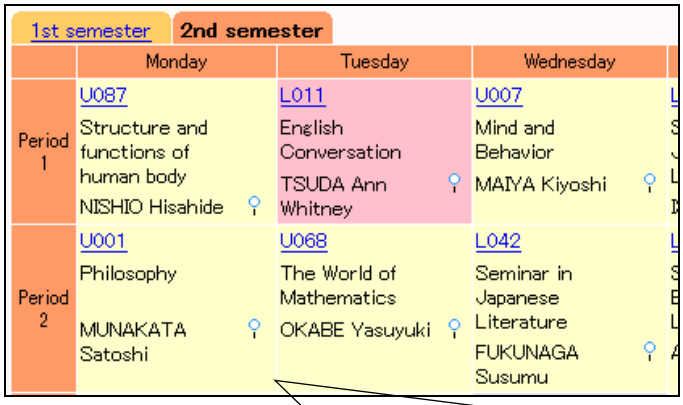

On the list of your registered classes, strikethrough appears on the class that you cancelled.

(7) Only during the designated cancellation period, you may cancel your previous cancellation. If you click on the class that you cancelled, a dialog box that looks like Figure 6 will appear. Then, you can cancel the previous cancellation by clicking on Cancel Previous Cancellation.

Figure 6

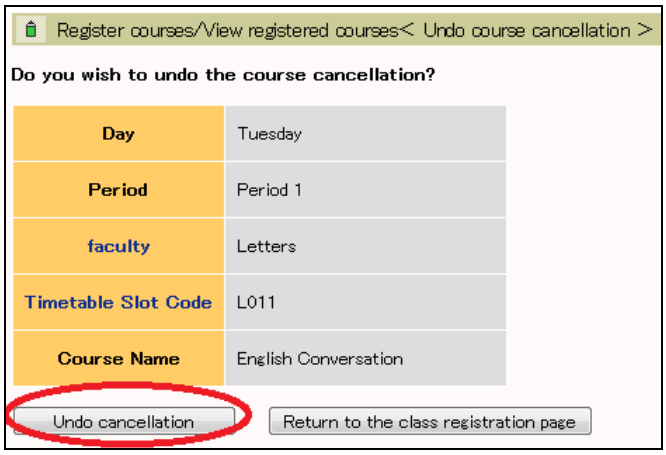

[Cancellation period]
First semester: May 18 to May 31
Second semester: November 17 to November 30
*Credit points otherwise earned by the class that you cancelled shall be included in the sum of credit points of your registered classes. We set a ceiling on the sum (under the CAP system).

8. Viewing Marks/Grade

1) Viewing your marks/grade

Clicking on "View course grades" will enable you to see a list of your registered classes and your marks/grade for each class.

(1) Set a display range. If you choose the "Grades from a specific year or semester" option, you will be asked to set a year and semester. Click on Display on the Screen.

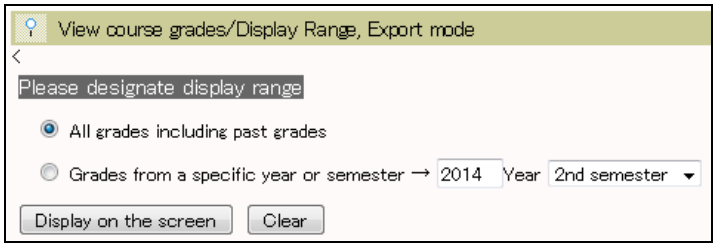

(2) A list of your registered classes and your marks/grade appear.

View course grades

Name	KOBE Taro	Student No.	*******
Affiliation	Letters Humanities Japanese Literature and Language	Year level	4th year

No	Timetable Slot Code	Course Name	Instructor name	Year obtained	Semester obtained	Grade	Pass/Fail
1	L001	Philosophy	Kazashi Nobuo	2011	1st semester	B	Pass
2	L002	Literature	FUKUNAGA Susumu	2011	1st semester	A	Pass
3	L003	Study of History	KAWASHIMA Makoto	2011	1st semester	A	Pass
4	L004	Congnitive Studies	MAEKAWA Osamu	2011	1st semester	A	Pass
5	L005	Social and Cultural Studies	FUJII Masaru	2011	1st semester	A	Pass
6	L120	Seminar for Introduction to Human Science	KAWASHIMA Makoto	2011	1st semester	S	Pass
7	L019	Introduction to Local History Heritage-B	SAKAE Wataru	2011	2nd semester	A	Pass
8	L058	Basic Seminar for Human Science:Japanese Literature	HIGUCHI Daisuke	2011	2nd semester	H	Fail
9	L115	Basic Seminar for Human Science:Japanese History	OKUMURA Hiroshi	2011	2nd semester	S	Pass

2) Viewing earned credit points

Clicking on "View earned credit points/grades/Display range and export mode" will enable you to see a list of all of your registered classes, your marks/grade and GPA scores including those in previous semesters.

(1) Set a display range, and click on either Display on the screen or Download credit points/grades.

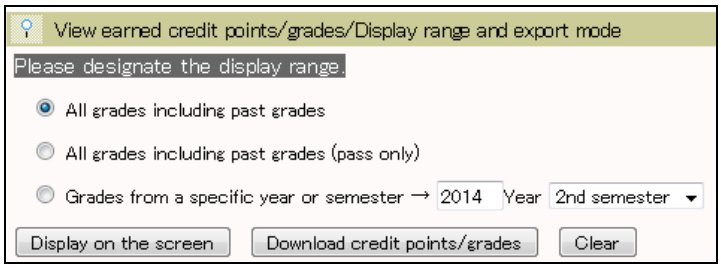

(2) If you click on Display on the screen, your GPA scores including those for each semester and your marks/grade for each registered class will appear. You may see your GPA scores, marks, and grade for the current semester only on and after the evaluation announcement day.

(1) The GPA score is calculated by dividing "Total GP" by "Effective Credit Points" (earned credit points qualified for GPA calculation) and then rounding off the result to two decimal places.

(2) "GPA (semester)" covers only classes registered in the current semester.

(3) Each Class GP score (shown in a list of classes) has been calculated by multiplying credit points earned from the class concerned by the given GP score (S: 4.0, A: 3.0, B: 2.0, PASS: 1.0, Fail: 0).

(4) The "—" mark in the Class GP column means that such class is not applicable to GPA calculation.

(5) The "*" mark in the Class GP column means that such class has been re-registered after dropped previously (which means that no points were earned previously). Such previous "0" mark is not reflected in the current GPA score, although it was reflected in the past GPA (semester) score. We do not revise past GPA records retroactively, and therefore, it is possible that "GPA" and "GPA (semester)" may be inconsistent when accumulated points are compared.

View earned credit points/grades

Name	KOBE Taro	Student No.	*******
Affiliation	Letters Humanities Japanese Literature and Language	Year level	2nd year
Year・Semester	2014 year 2nd semester	No. of acquired credits	62.0 credits

■GPA (1)

GPA	Total GP	Effective Credit Points	Date of calculation
3.12	209	67	2014/10/2

■GPA(Semester) (2)

Year	1st semester				2nd semester			
	GPA(Semester)	Total GP	Effective Credit Points	Date of calculation	GPA(Semester)	Total GP	Effective Credit Points	Date of calculation
2014 year	3.08	114	37	2014/10/2				
2013 year	2.41	50	21	2014/10/1	2.35	44	19	2014/10/1

(3)(4)(5)

No	Category	Main category	Middle category	Course Name	Credits	Year of acquisition	Semester of acquisition	Rating	Grade	Course GP	Pass/Fail
1	全学共通授業科目	教養原論		Traditional Arts		2013	1st semester	F	F	*	Fail
2	全学共通授業科目	教養原論		Geography		2013	2nd semester	F	F	*	Fail
3	全学共通授業科目	教養原論		Mathematical Structures	2	2014	1st semester	S	S	8.6	Pass
4	全学共通授業科目	教養原論		Mathematical Phenomena	2	2013	1st semester	B	B	6.0	Pass
5	全学共通授業科目	教養原論		Origin, Evolution and Diversity of Planetary System		2013	2nd semester	F	F	*	Fail
6	全学共通授業科目	教養原論		Earth and Planetary Sciences		2013	2nd semester	F	F	*	Fail
7	全学共通授業科目	教養原論		History of Kobe University	2	2014	1st semester	C	C	4.0	Pass
8	全学共通授業科目	教養原論	歴史と文化	Japanese History		2014	1st semester	F	F	0.0	Fail
9	全学共通授業科目	教養原論	歴史と文化	History and Today		2013	1st semester	F	F	*	Fail
10	全学共通授業科目	教養原論	人間と社会	Transborder Culture		2014	1st semester	F	F	0.0	Fail
11	全学共通授業科目	外国語科目		English,Reading I	1	2013	1st semester	C	C	2.0	Pass
12	全学共通授業科目	外国語科目		English,Reading II	1	2013	2nd semester	B	B	3.0	Pass
13	全学共通授業科目	外国語科目		English,Reading III	1	2014	1st semester	C	C	2.0	Pass
46	専門科目	資格免許のための科目		Student Instruction II	2	2014	1st semester	C	C	4.0	Pass

The Course GP column indicated with a "—" is not included in the calculation of the GPA subjects.

The Course GP column indicated with an "*" is excluded from the calculation of the GPA subjects because it has been retaken.

(3) Clicking on Download credit points/grades will display the following dialog box.

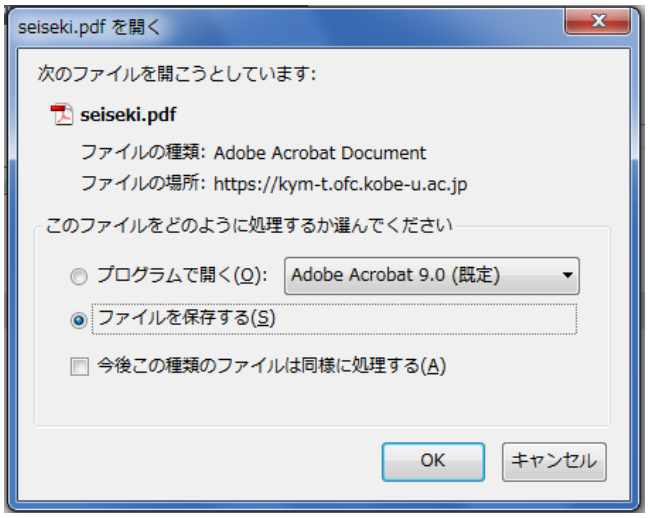

(1) Clicking on プログラムで開く(Open with) and OK will start Adobe® Reader™, displaying your marks/grade. Clicking on ファイルを保存する(Save as) and OK will enable you to save the PDF file under a name given by you.

(2) If your computer is connected to a printer, you can print the records from the Adobe® Reader™ program.

Attention!

You can use a printer installed on campus by the Information Science and Technology Center, if you buy a printer card.

9. Cancelled Lectures and Make-up Lectures

1) Viewing cancelled lectures or make-up lectures

If you click on "View cancelled lectures or make-up lectures," information on cancelled lectures and make-up lectures will appear in the form of a timetable.

(1) If you want to move to a date other than that shown on the screen, click on the tab (on top of the timetable) that says "Day" or "Week," to go forward or backward by the day or week.

(2) By using combo boxes at the upper part of the screen, you can set "faculty," "grade" and "teacher" options, to narrow the scope of display. Set options and click on Display on the Screen to obtain selected information.

From the beginning of each semester up until the end of the registration period, you can access all classes. Once the registration period expires, you can access only registered classes.

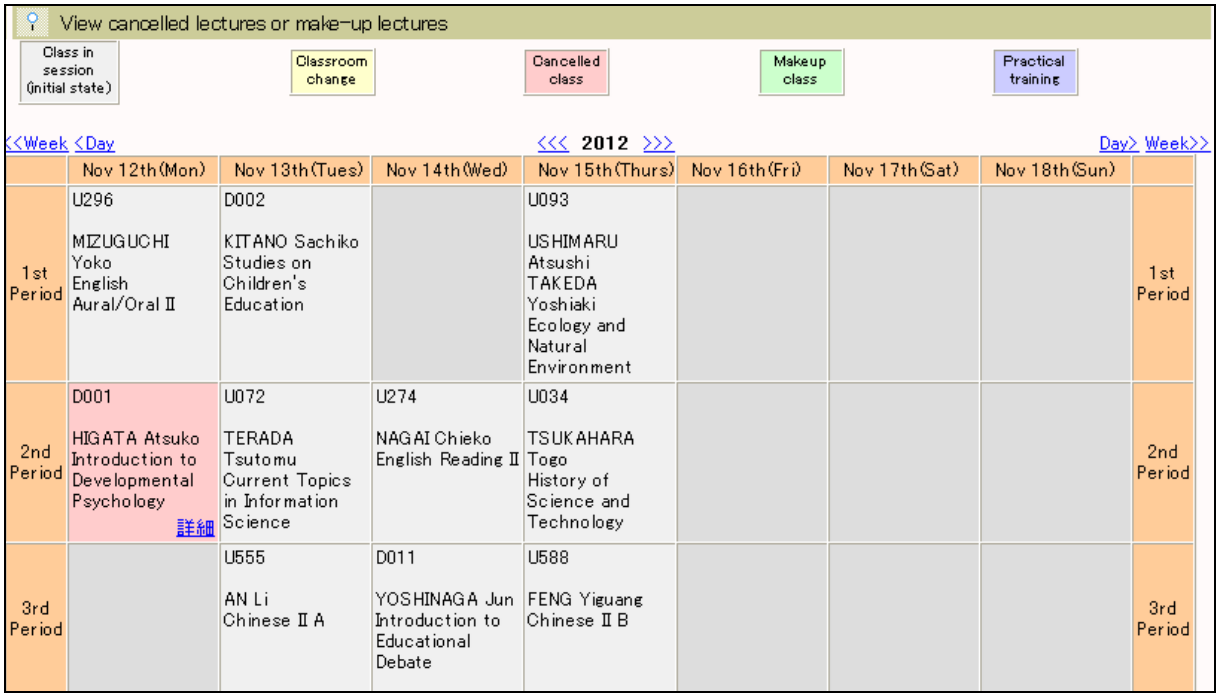

10. Syllabus

1) Viewing a syllabus

(1) Enter a "year," "semester" and "timetable slot code" and click on Designate a slot.

(2) If you don't know a timetable slot code, enter search conditions and click on Search, and you will get a list of classes that apply.

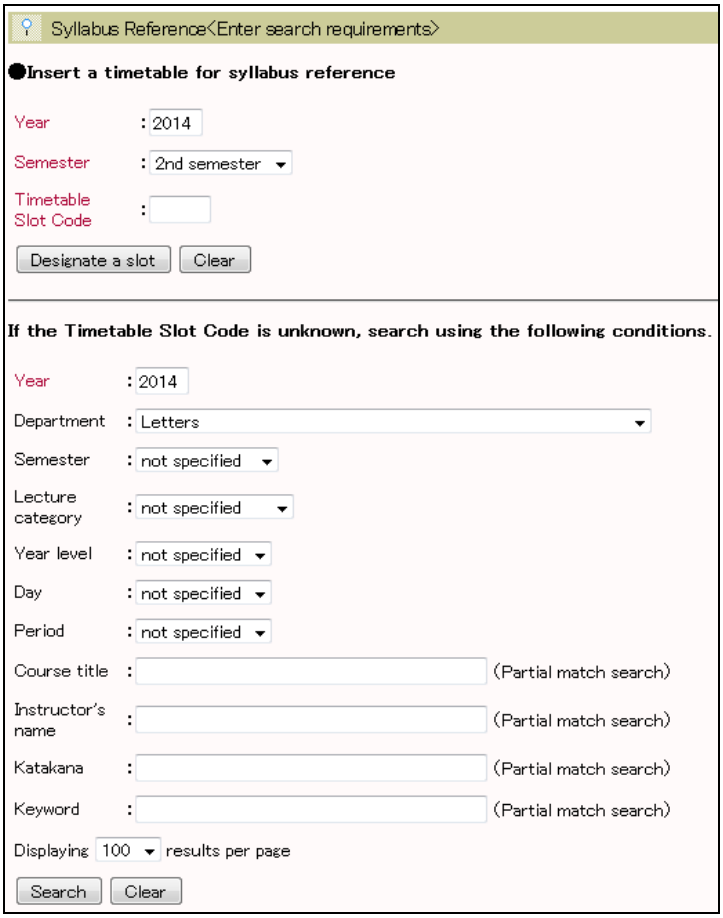

(3) The screen shows all classes that fit entered search conditions.

(4) If you click on any class appearing on the search results screen, the syllabus page will appear.

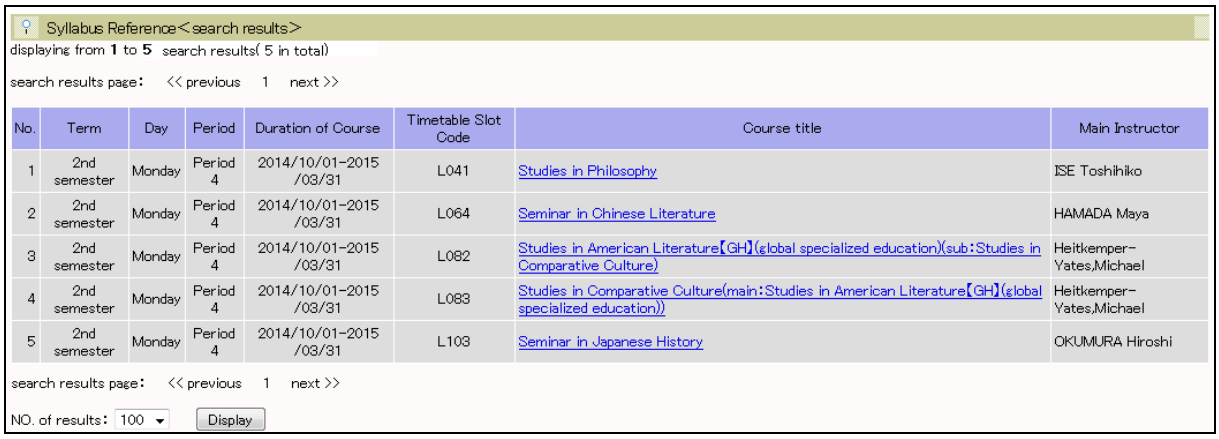

No.	Term	Day	Period	Duration of Course	Timetable Slot Code	Course title	Main Instructor
1	2nd semester	Monday	Period 4	2014/10/01-2015/03/31	L041	Studies in Philosophy	ISE Toshihiko
2	2nd semester	Monday	Period 4	2014/10/01-2015/03/31	L064	Seminar in Chinese Literature	HAMADA Maya
3	2nd semester	Monday	Period 4	2014/10/01-2015/03/31	L082	Studies in American Literature【GH】(global specialized education)(sub:Studies in Comparative Culture)	Heitkemper-Yates,Michael
4	2nd semester	Monday	Period 4	2014/10/01-2015/03/31	L083	Studies in Comparative Culture(main:Studies in American Literature【GH】(global specialized education))	Heitkemper-Yates,Michael
5	2nd semester	Monday	Period 4	2014/10/01-2015/03/31	L103	Seminar in Japanese History	OKUMURA Hiroshi

2) Syllabus page

Syllabus Reference

<< 最終更新日:2014年6月24日 >>

Basic information

Classification	Course in Major	Grade Level	2・3・4
Timetable Slot Code	L082(sub :L083)	Lecture category	2nd semester
Course title	Studies in American Literature【GH】(global specialized education)(sub :Studies in Comparative Culture)	Day・Period	Mon4
Main Instructor	Heitkemper-Yates,Michael	Credit(s)	2

Instructor list

Detailed information

Theme and Objectives	Creative Writing Workshop: The Basics of Fiction Writing in English This creative writing course is aimed at helping students to begin the process of writing fiction in English. The lessons in this "creative writing workshop" will provide students with an opportunity to practice their writing, learn a variety of fiction writing techniques, and study the art of fiction writing by looking at a selection of successful short stories. Each of the weekly writing activities will help the students sharpen their prose, open their eyes to the world around them and turn the world they see into words on the page.
Description and Schedule	The course text, *Fiction Writer's Workshop*, will be used to lead the students through a series of practical lessons in the basics of writing technique, writing practice, and development. Each session will involve a lecture component, brief student presentations, and a close reading of the text(s) assigned for the week (mostly short stories and excerpts from longer texts).
Evaluation	Course Requirements: Students must complete the readings, explore archival material on the web, and attend all lectures and seminar sessions. Written work will consist of: 1. Weekly writing activities (from the text) 2. Two short stories in English (both will be revised and re-submitted for review) 3. Final exam, which will cover the whole semester (short answer questions and a brief essay) Grading Scheme: Evaluation will consist of 10% awarded for participation, 70% for the writing assignments (weekly writing assignments [10%], 2 short stories [40%], and 2 revisions [20%]), and 20% for the final exam.
Information Regarding Preparation, Review and Related Subjects	Students should be prepared to analyze each of the readings from a number of perspectives. Also, students will be expected to have read the assigned text(s) prior to each session.
Office Hour and Contact Information	Students requiring additional assistance are encouraged to visit during office hours and/or email to arrange a suitable time for consultation.
Message	
Improvements in Teaching	
Textbook	Fiction Writer's Workshop. Second Edition. / Novakovich, Josip. : Writer's Digest Books ,2008 ,ISBN:978-1582975368
Reference Materials	The Art of Fiction. / Lodge, David. : Penguin ,1994 ,ISBN:978-0140174922
Classroom Language	English
Keywords	
Reference URL	

Instructor list

Instructor	Department
Heitkemper-Yates,Michael	Graduate School of Humanities

Print a syllabus

Refer to syllabus under another condition

Syllabuses contained in the URIBO-NET are different from those available to the public and accessible from the Kobe University official website. We suggest that students confirm syllabuses through the URIBO-NET.

3) Printing a syllabus

*Viewing a PDF file requires Adobe® Reader™ (available free of charge) to be installed in your computer. You need to install the program by yourself.

(1) Click on Print a syllabus on the syllabus page, and the following dialog box will appear.

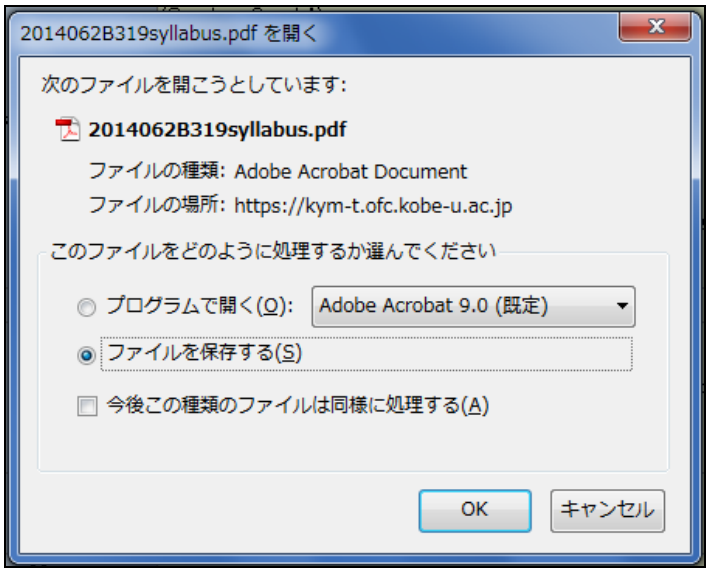

(2) Clicking on プログラムで開く(Open with) and OK will start Adobe® Reader™, displaying a syllabus. Clicking on ファイルを保存する(Save as) and OK will enable you to save the PDF file under a name given by you.

(3) If your computer is connected to a printer, you can print the syllabus from the Adobe® Reader™ program.

Attention!

You can use a printer installed on campus by the Information Science and Technology Center, if you buy a printer card.

11. Bulletin Board

1) A list of notice categories

(1) The top page of the URIBO-NET, which appears immediately after login, shows the Bulletin Board (Figure 1).

(2) Choose your desired notice category through the combo box or from the list of categories. Figures in parentheses shown on the right of each category indicate the number of notices that you have not opened yet.

* When you have not yet opened any emergency notices, the top page tells you of the existence of such unviewed emergency notices.

Figure 1: Top page of the Bulletin Board

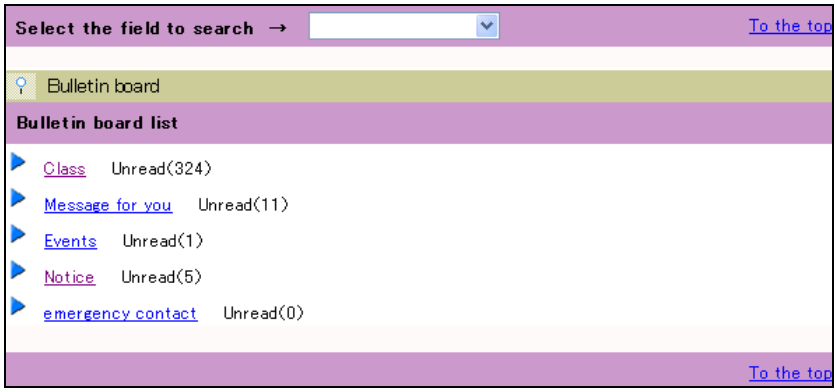

2) "Class" information in the Bulletin Board

(1) If you click on "Class," all classes posting a notice will appear (Figure 2).

(2) If you want to narrow a display range, enter your target period of time and click on Begin Search.

Figure 2

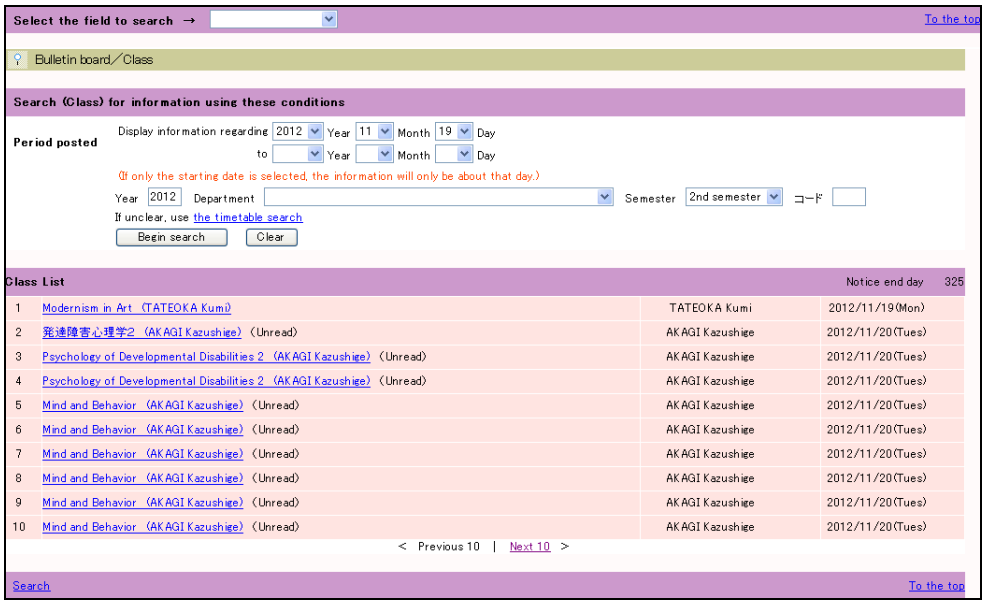

(3) If you click on a class name, a notice posted by the class will appear.

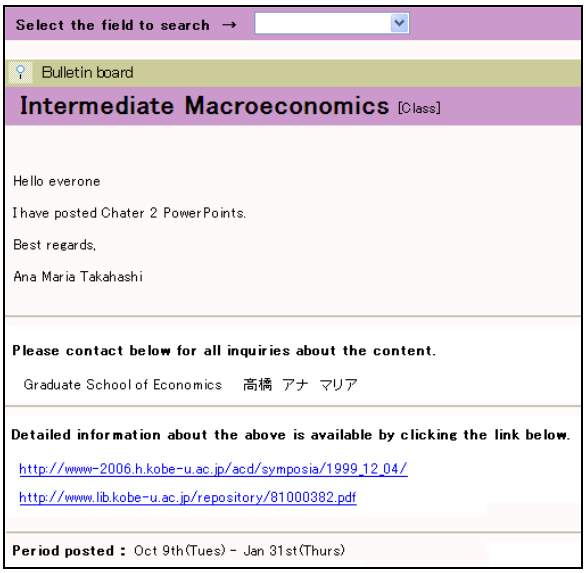

Example: "Message for you"

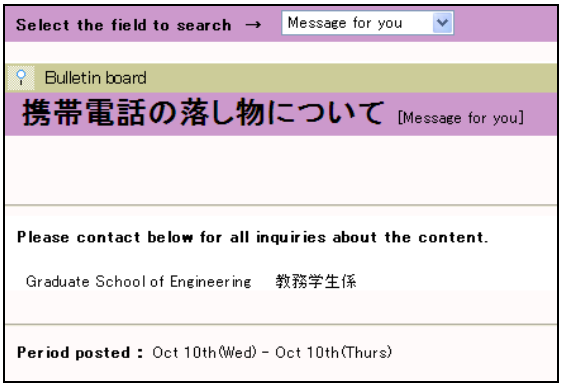

Example: "Notice"

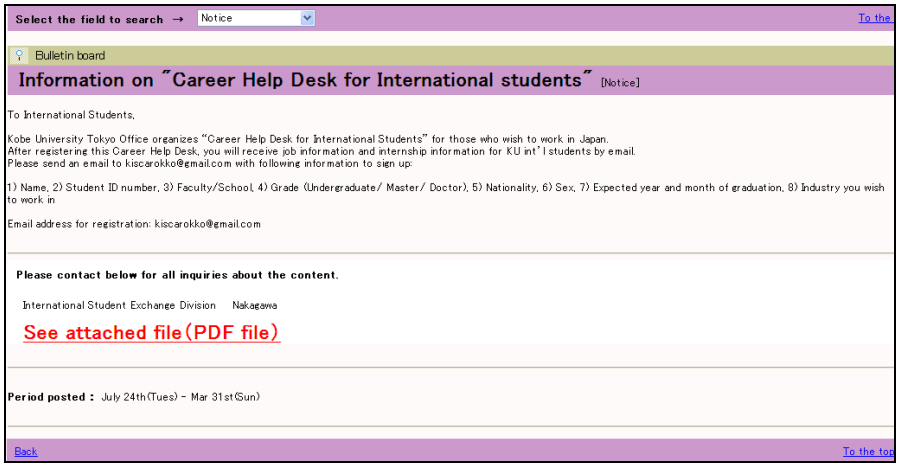

Some notices have an attached file. You can access such files by clicking on the tab that says "Attached file here" or a URL link shown in the notice.

12. Questionnaires

1) A list of questionnaires for you

(1) Clicking on "Answer a questionnaire" in the Menu will display a list of questionnaires that you are supposed to answer.

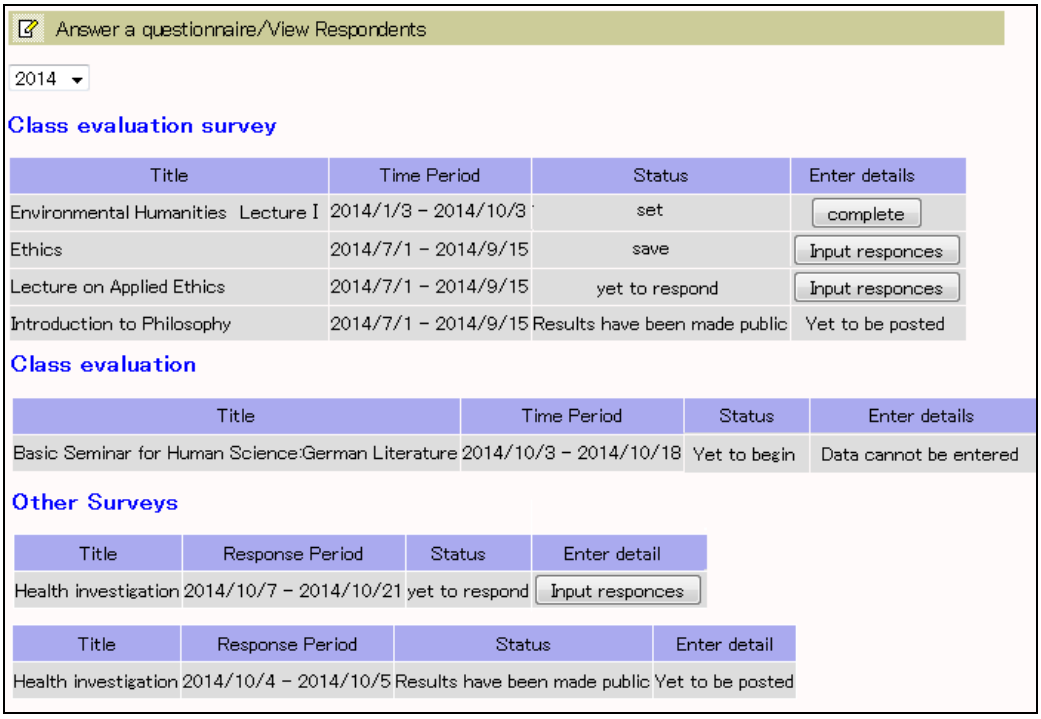

(2) Choose a specific questionnaire that you are going to answer and click on its Input responses tab, and an answer sheet will appear.

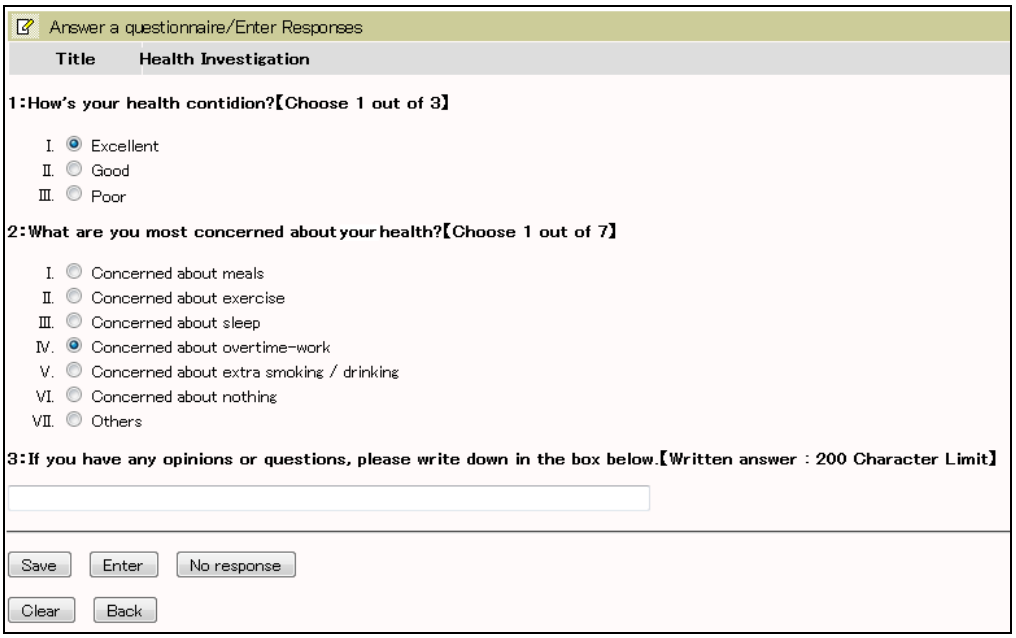

(3) In the case that the answer sheet has multiple pages, you will be asked to turn the pages.

(Multiple-page answer sheet)

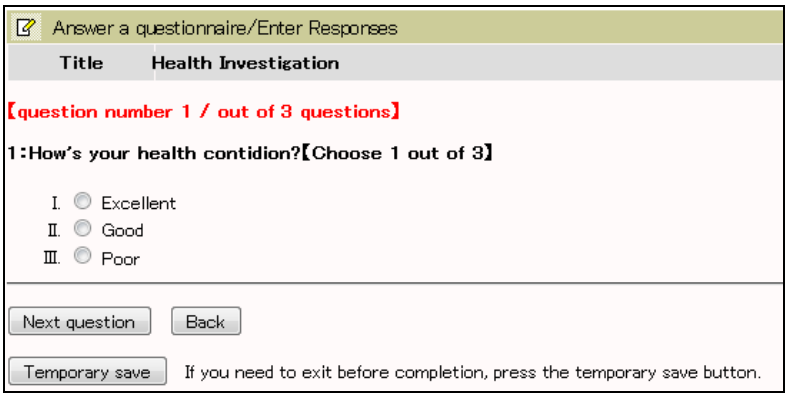

(Multiple-page answer sheet: final page)

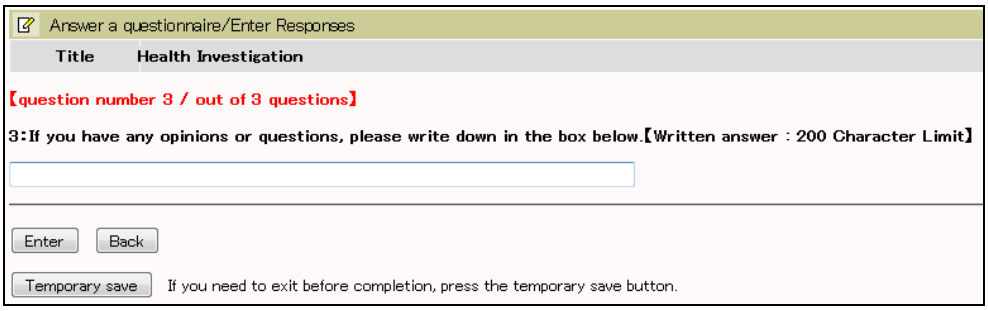

(4) Enter directly or choose your answer from given choices. When choices are given, you must choose (answer) to go forward.

(5) If you want to suspend your session by saving your answer(s), click on Suspend (save answers). You can come back to the session at any time unless the answer period expires.

(6) If you want to finalize your answers, click on Finalize answers (move to the confirmation page), to confirm your answers.

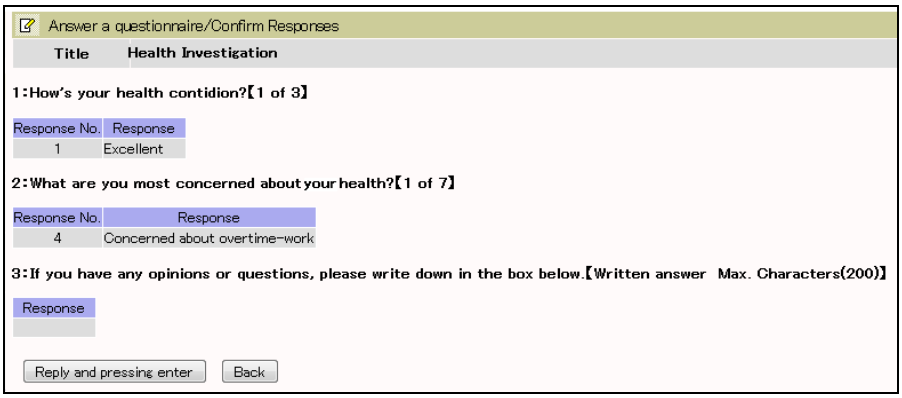

(7) If you want to send your answers after confirmation, click on Reply and pressing enter. That completes the questionnaire.

Automatic saving

After a lapse of a certain number of minutes in your questionnaire session, your answers will be saved automatically.

When the following dialog box appears, it means that your answers have been temporarily saved.

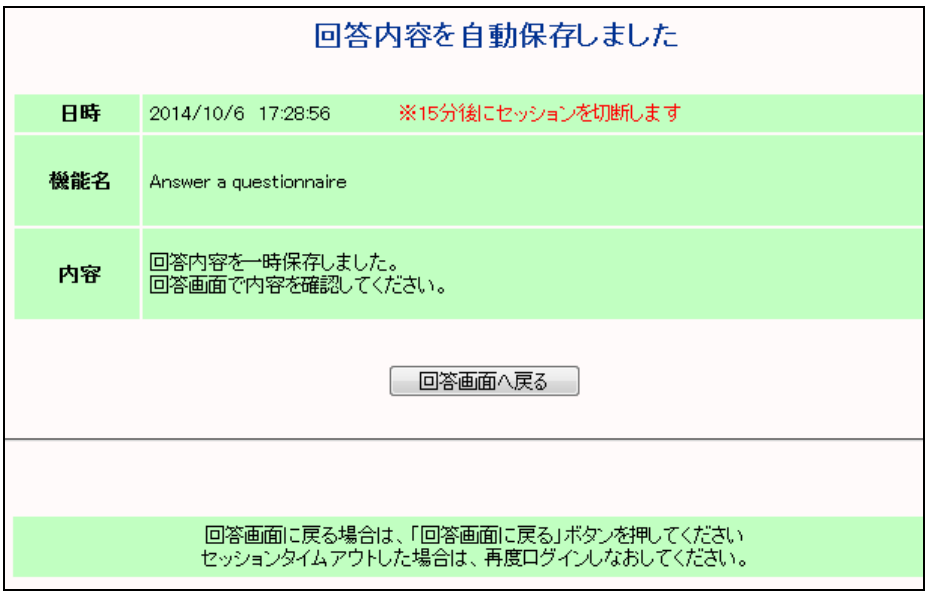

If you want to go back to your session to continue answering, click on 回答画面へ戻る(Return to Questionnaire).

13. Operations history

1) Date of last login

(1) Each time you log in the URIBO-NET, you can confirm your last login date at the top of the Menu box.

2) Viewing your operations history

(1) If you click on "View operation history," a dialog box will appear, asking you to set a period of time that you want to see the history for.

(2) Set a target period of time. Your operation records within the period will appear.

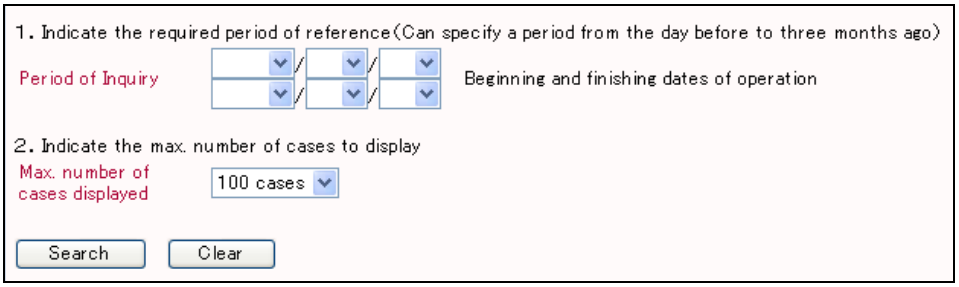

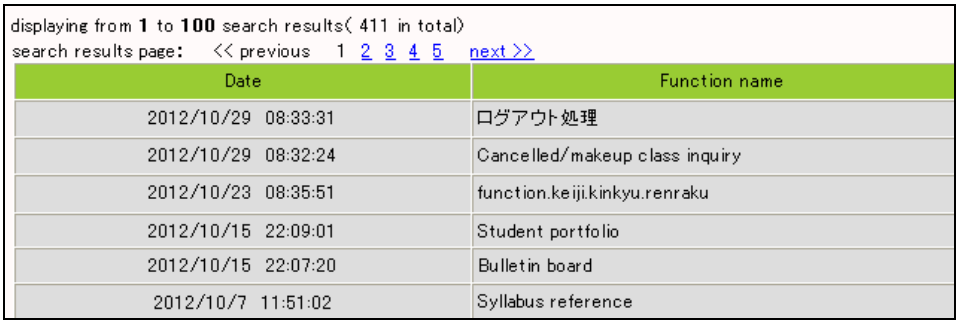

Date	Function name
2012/10/29 08:33:31	ログアウト処理
2012/10/29 08:32:24	Cancelled/makeup class inquiry
2012/10/23 08:35:51	function.keiji.kinkyu.renraku
2012/10/15 22:09:01	Student portfolio
2012/10/15 22:07:20	Bulletin board
2012/10/7 11:51:02	Syllabus reference

Attention!

You can access records only during the last three months, excluding today.

Today's operation will be listed in the history starting from tomorrow.

Registration Flowchart (for undergraduates)

* The operations shown in angle brackets <> are to be conducted by Kobe University.

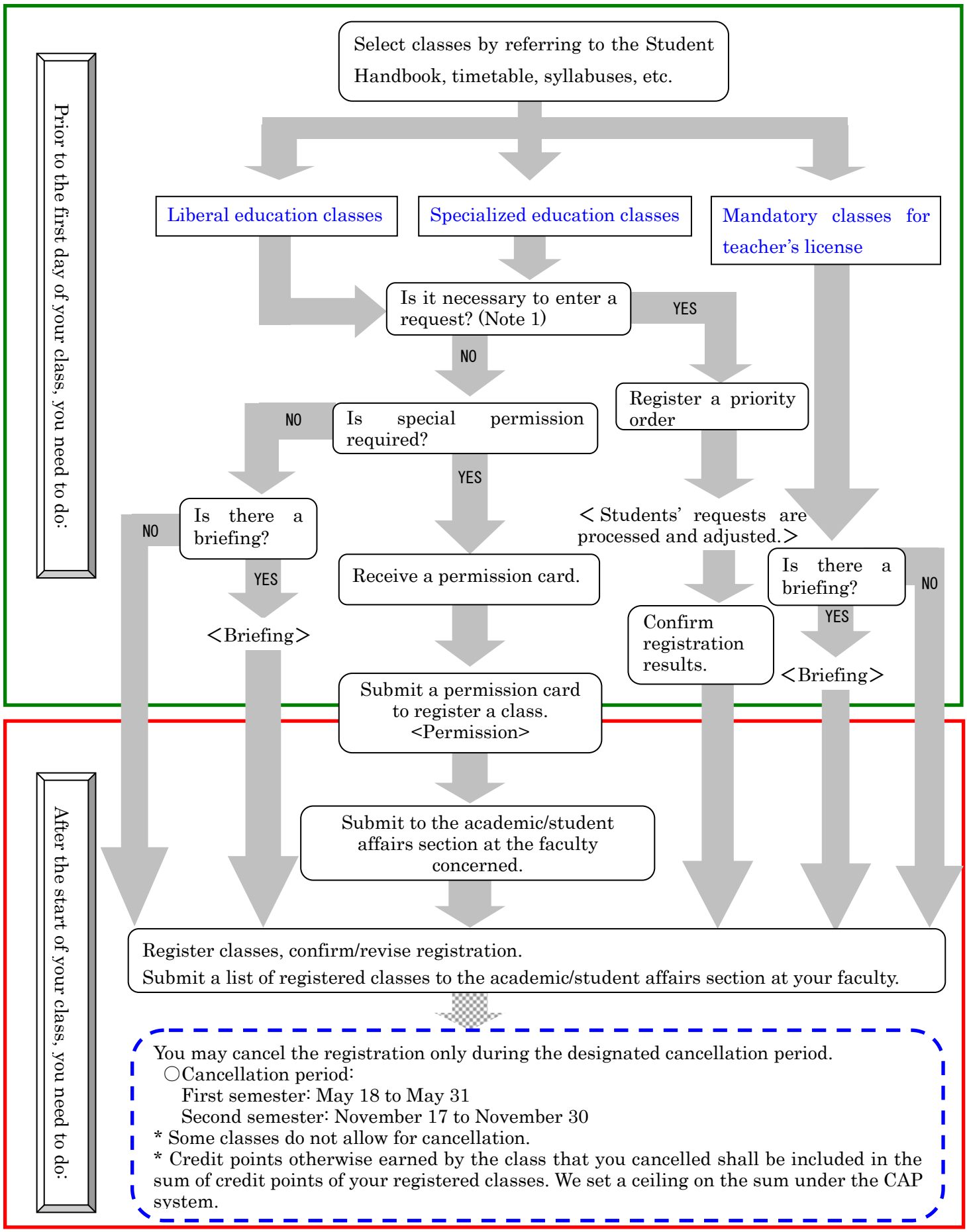

Note 1: To know details about the method for entering requests for faculty-designated specialized education classes, contact the academic/student affairs section at your faculty.

Note 2: The CAP system sets a ceiling on the sum of credit points of registered classes for each student in each year or each semester, and this ceiling is determined by each faculty.

Kobe University

List of Registered Classes for the First / the Second Semester of Fiscal _____ (Format for submission)

Enrollment Status	Faculty/ Graduate School Department/Major
Student I.D. Number	
Name	

(Note)
1. Enter all classes that you have registered including those through the preliminary registration process.
2. Intensive courses and Saturday classes must be placed in the "Intensive Course, etc." section.
3. Ensure consistency between contents on this form and classes that you are going to register online.
4. After the completion of your online registration, you must follow instructions of the academic/student affairs section at your faculty (graduate school) to submit this form to the faculty (graduate school) by a due date.
5. We do not accept any change after the submission of this form.

I hereby report that I have registered the following classes online.

Example	Class	Code	Teacher
	English Reading I	U189	Yamamoto

Class = Name of class Code=Timetable Slot Code

	Monday			Tuesday			Wednesday			Thursday			Friday		
	Class	Code	Teacher	Class	Code	Teacher	Class	Code	Teacher	Class	Code	Teacher	Class	Code	Teacher
1															
2															
3															
4															
5															
Nighttime 1															
Nighttime 2															

Intensive course, etc.															

URIBO Portal for Students

What is the URIBO Portal?

Through the URIBO Portal for Students, you can access the academic affairs information system called URIBO-NET, through which you can obtain diverse information on classes and registration, assistance for your campus life and career choice, and find answers to your questions.

Visit the Kobe University website and click on the "URIBO Portal" banner!

Use the URIBO Portal to get information that's helpful for your campus life!

○ Frequently asked questions and answers/Inquiries

Click here, when you don't know to whom your inquiries should be directed.

○ Emergency notices

Don't miss emergency notices which Kobe University posts for all students through this site and other media.

○ We recommend frequent logins!

→ You can carry out the following activities through the URIBO-NET.

- Register classes
- View your marks/grade
- View cancelled lectures and supplementary lectures.
- Answer questionnaires to evaluate classes and give other feedback.

○ List of categories

The URIBO-NET covers a wide range of categories including class registration, scholarship and study abroad programs.

○ Link to your faculty or graduate school and other links

Utilize the URIBO-NET along with Kobe University faculty's (graduate school's) official websites!

＜List of Contacts＞

(Departments in charge of academic/student affairs at faculties and graduate schools)

Name of faculties and graduate schools	Name of department	Telephone number
College of General Education in the Institute for Promotion of Higher Education	Academic Promotion Division (Inter-departmental Education Division)	078-803-7533
Faculty of Letters / Graduate School of Humanities	Academic/Students Affairs Section	078-803-5595
Faculty of Intercultural Studies / Graduate School of Intercultural Studies	Academic/Students Affairs Section	078-803-7530
Faculty of Human Development / Graduate School of Human Development and Environment	Academic/Students Affairs Section	078-803-7920
Faculty of Law / Graduate School of Law	Academic Affairs Section	078-803-7234
Faculty of Economics / Graduate School of Economics	Academic Affairs Section	078-803-7250
School of business Administration / Graduate School of Business Administration	Academic Affairs Section	078-803-7260
Faculty of Science / Graduate School of Science	Academic/Students Affairs Section	078-803-5767
School of Medicine	Academic/Students Affairs Section	078-382-5205
Faculty of Health Sciences / Graduate School of Health Sciences	Academic/Students Affairs Section	078-796-4504
Faculty of Engineering / Graduate School of Engineering	Academic/Students Affairs Section	078-803-6350
Graduate School of System Informatics	Academic/Students Affairs Section of Graduate School of Engineering	
Faculty of Agriculture / Graduate School of Agricultural Science	Academic/Students Affairs Section	078-803-5928
Faculty of Maritime Sciences / Graduate School of Maritime Sciences	Academic Affairs Section	078-431-6223
Graduate School of International Cooperation Studies	Academic Affairs Section	078-803-7267

The College of General Education in the Institute for Promotion of Higher Education

This department is responsible for the management of all liberal education classes that all students are required to take (Kyoyo-Genron, foreign language, health and sports sciences, information science, etc.).

Contact the College of General Education if you have any inquiry about these liberal education classes.

Business hours

Inquiries are accepted from 8:30 a.m. to 17:15
(except for Saturdays, Sundays and national holidays).

In addition to the above business hours, inquiries about the adult class operated by the Graduate School of Economics are accepted from 9:00 a.m. to 17:00 on Saturdays except for national holidays. Call 078-803-7247.

Also, inquiries about degrees of specialists' education at the Graduate School of Economics are accepted from 9:00 a.m. to 17:00 on Saturdays except for national holidays.

Locations of Student Terminals

Rokkodai Zone (as of March 1, 2014)

①College of General Education in the Institute for Promotion of Higher Education

Room K501 on the 5th floor of Building K: 151 units

Room K502 on the 5th floor of Building K: 178 units

②Faculty of Intercultural Studies

Information Processing Room F501 on the 5th floor of Building F: 51 units

3rd floor of the General Library and the Library for Intercultural Studies: 37 units

③Faculty of Human Development

Information Processing Education Room on the 1st floor of Building F: 61 units

2nd floor of the Library for Human Development Sciences: 13 units

④Rokkodai (Faculty of Law, Faculty of Economics and School of Business Administration)

Information Processing Room on the 2nd floor of Building No.3: 79 units

Computer Room on the 2nd floor of Building No.3 (West): 41 units

Computer Room on the 2nd floor of Building No.3 (East): 27 units

Information Processing Seminar Room (206) on the 2nd floor of Building No.3: 41 units

1st floor of the Main Building of the Library for Social Sciences: 15 units

2nd floor of the Administrative Building of the Library for Social Sciences: 3 units

1st floor of the Frontier Building of the Library for Social Sciences: 10 units

⑤Graduate School of International Cooperation Studies

Information processing Seminar Room on the 4th floor of Building No.5: 53 units

⑥Annex of the Information Science and Technology Center

Seminar Room 1 on the first floor: 53 units

Seminar Room 2 on the second floor: 53 units

Seminar Room 3 on the third floor: 51 units

Study Room on the first floor: 46 units

⑦Faculty of Letters

Information Processing Seminar Room B332 on the third floor of Building B: 49 units

1st floor of the Library for Humanities: 9 units

Open-access Reading Room on the 2nd floor of the Library for Humanities: 4 units

Reading Room on the 2nd floor of the Library for Humanities: 3 units

⑧Faculty of Agriculture

Information Processing Room D103 on the 1st floor of Building D: 50 units

⑨Library for Science and Technology

2nd floor of the Library for Science and Technology: 27 units

3rd floor of the Library for Science and Technology: 5 units

⑩International Student Center

Computer Room on the 3rd floor: 27 units

Media Room on the 3rd floor: 8 units

Information and Materials Room on the 2nd floor: 10 units

Zones other than Rokkodai

- Faculty of Maritime Sciences

  2nd floor of the Academic Exchanges Building: 30 units

  2nd floor of the Library for Maritime Sciences: 11 units

- School of Medicine

  1st floor of the Branch Library for Medical Sciences: 14 units

- Faculty of Health Sciences

  Information Processing Room on the 1st floor of the Library for Health Sciences: 61 units

  2nd floor of the Library for Health Sciences: 10 units

* To know specific locations of Student Terminals at zones other than Rokkodai, please contact the academic/student affairs section at the faculty/graduate school concerned.

- The circled figures indicate approximate locations where Student Terminals are installed. To know a specific location, please contact the academic/ student affairs section at the faculty/graduate school concerned.
- If you desire to use an information processing room, please confirm in advance when the room is available.

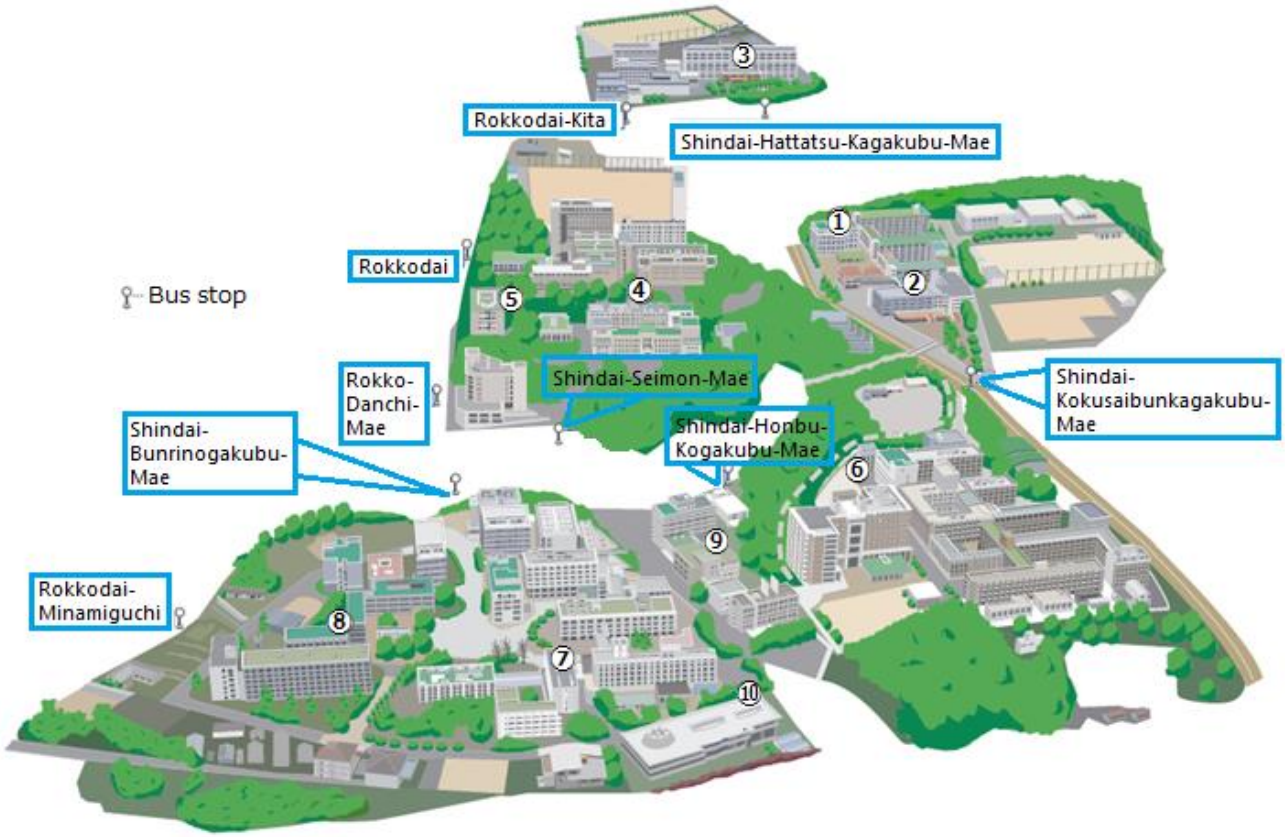

As of March 2014